



# Fond du Lac County, WI

ECWRPC



400 Ahnaip Street  
Suite 100  
Menasha, Wisconsin 54952

# Contents

Report Parameters .....	1
Economy Overview .....	2
Unemployment by Demographics .....	4
Historic & Projected Trends .....	8
Population Characteristics .....	12
Inbound and Outbound Migration .....	14
Industry Characteristics .....	17
Business Characteristics .....	22
Workforce Characteristics .....	24
Educational Pipeline .....	30
In-Demand Skills .....	31

## Report Parameters

### 1 County

55039 Fond du Lac County, WI

---

### Class of Worker

QCEW Employees, Non-QCEW Employees, and Self-Employed

The information in this report pertains to the chosen geographical area.

## Economy Overview

**104,139**

**Population (2024)**

Population grew by 1,060 over the last 5 years and is projected to grow by 222 over the next 5 years.

**51,078**

**Total Regional Employment**

Jobs decreased by 2,101 over the last 5 years but are projected to grow by 430 over the next 5 years.

**\$70.4K**

**Median Household Income (2022)**

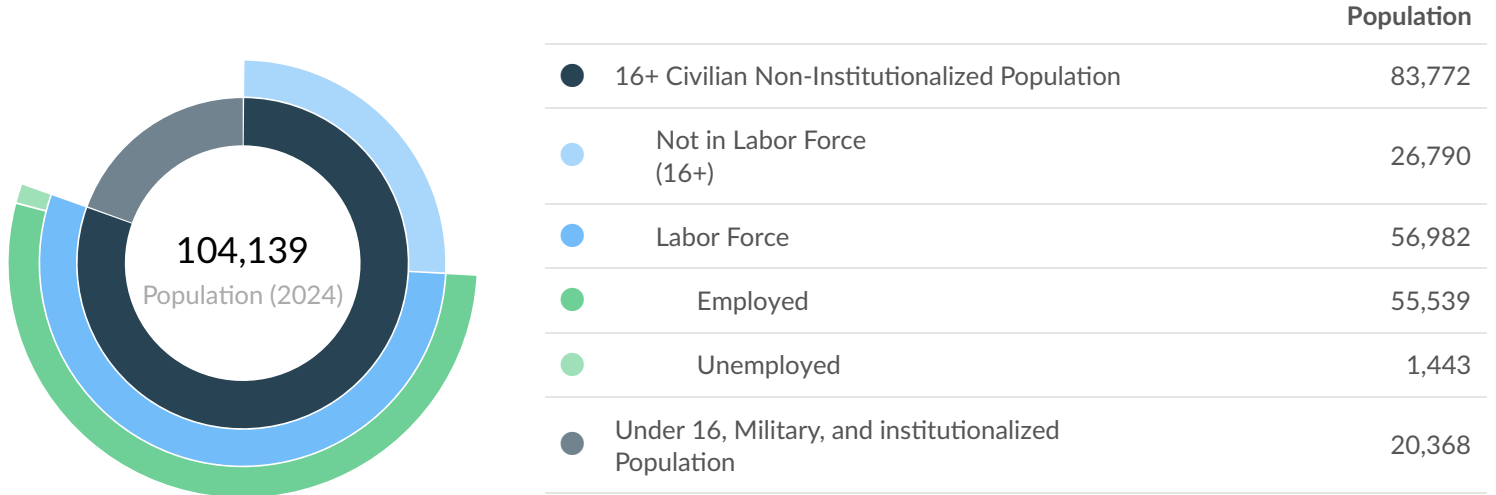
Median household income is \$4.8K below the national median household income of \$75.1K.

### Takeaways

- As of 2024 the region's population increased by 1.0% since 2019, growing by 1,060. Population is expected to increase by 0.2% between 2024 and 2029, adding 222.
- From 2019 to 2024, jobs declined by 4.0% in Fond du Lac County, WI from 53,179 to 51,078. This change fell short of the national growth rate of 3.9% by 7.9%. As the number of jobs declined, the labor force participation rate decreased from 69.8% to 68.0% between 2019 and 2024.
- Concerning educational attainment, 14.8% of Fond du Lac County, WI residents possess a Bachelor's Degree (6.7% below the national average), and 13.2% hold an Associate's Degree (4.3% above the national average).
- The top three industries in 2024 are Engine, Turbine, and Power Transmission Equipment Manufacturing, Restaurants and Other Eating Places, and Education and Hospitals (Local Government).

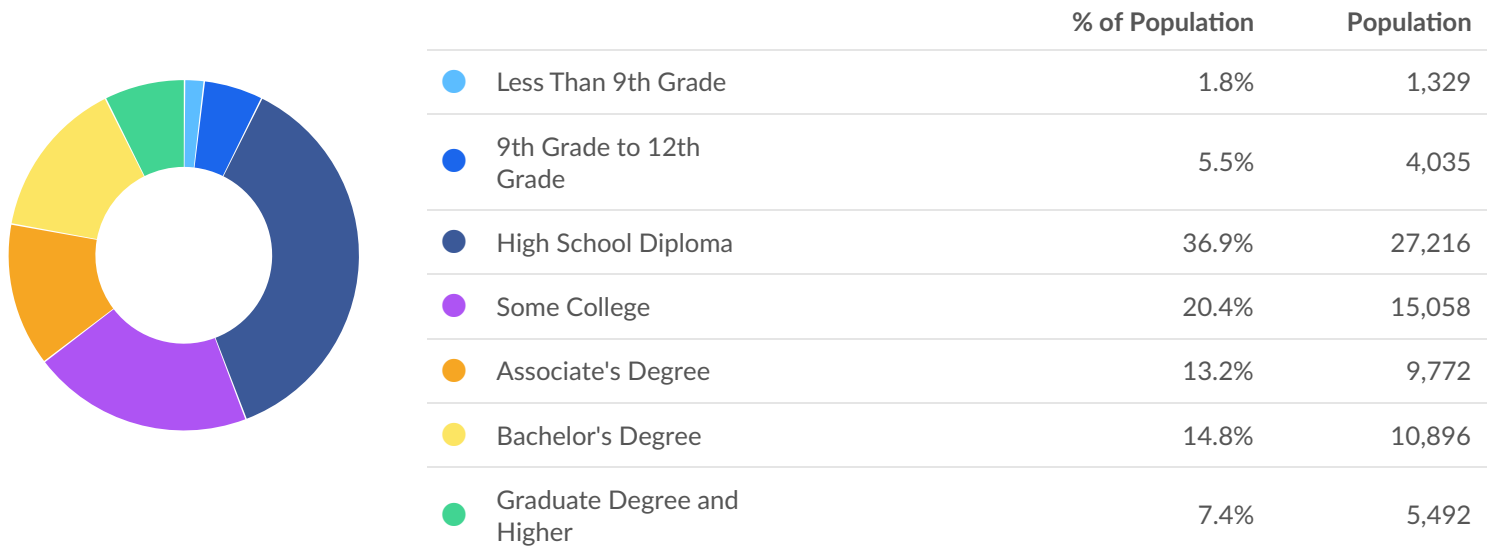
	Population (2024)	Labor Force (Dec 2024)	Jobs (2024)	Cost of Living	GRP	Imports	Exports
Region	104,139	56,982	51,078	99.8	\$6.44B	\$8.74B	\$8.11B
State	5,932,800	3,151,876	3,252,259	100.2	\$422.54B	\$383.58B	\$412.93B

## Dec 2024 Labor Force Breakdown



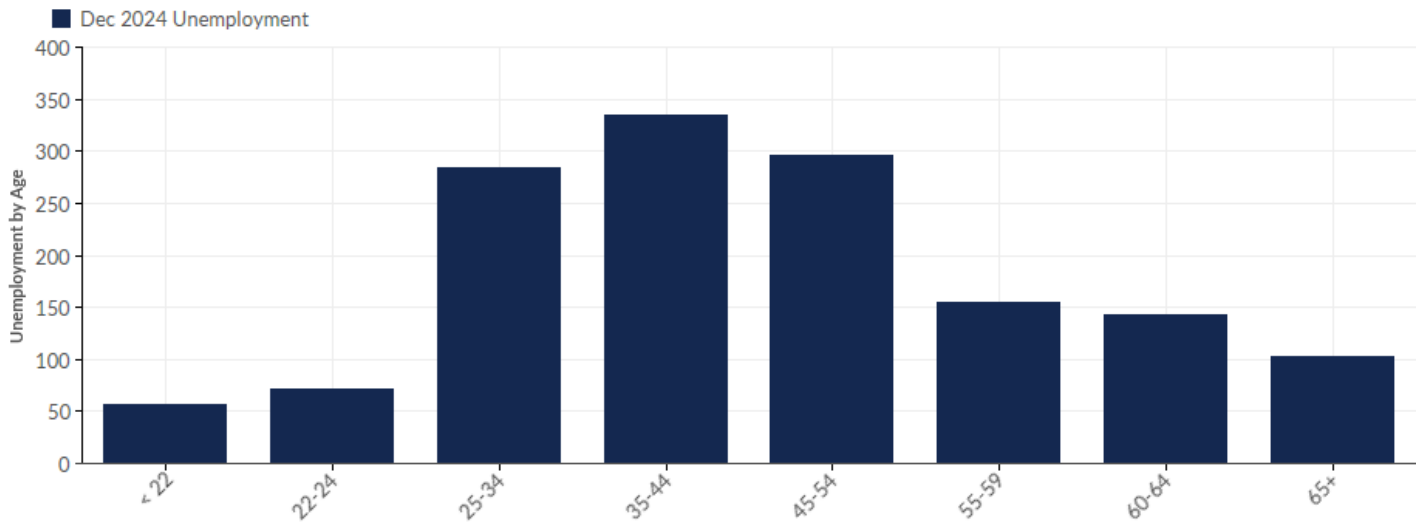
## Educational Attainment

Concerning educational attainment, **14.8% of Fond du Lac County, WI residents possess a Bachelor's Degree** (6.7% below the national average), and **13.2% hold an Associate's Degree** (4.3% above the national average).



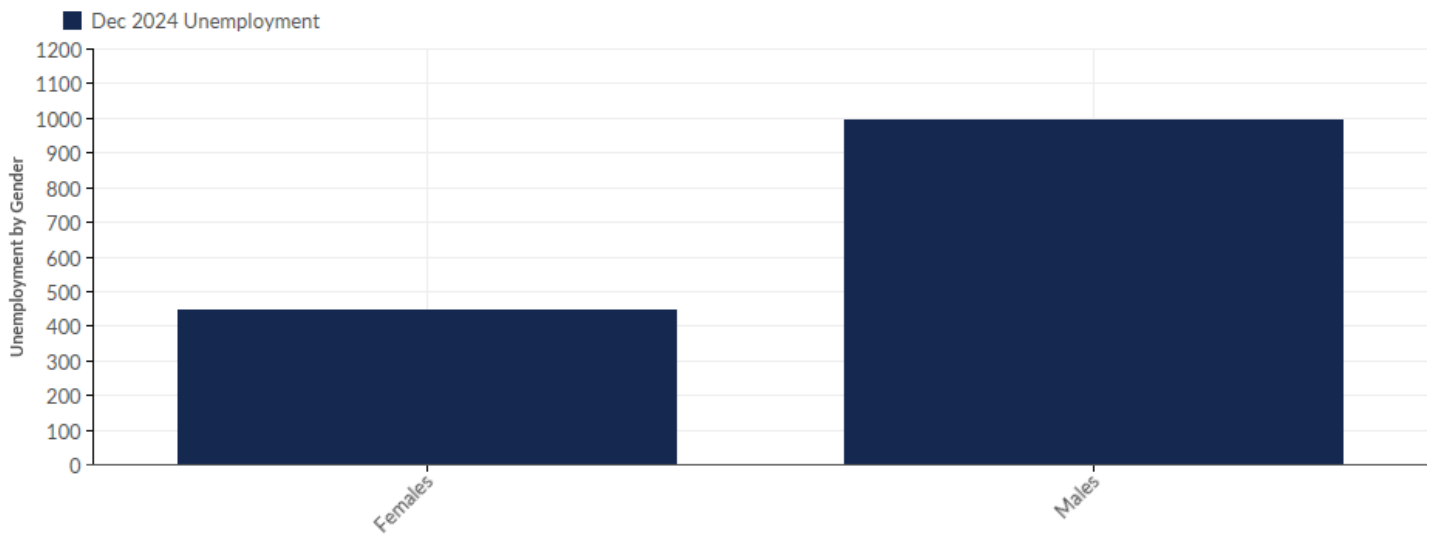
# Unemployment by Demographics

## Unemployment by Age



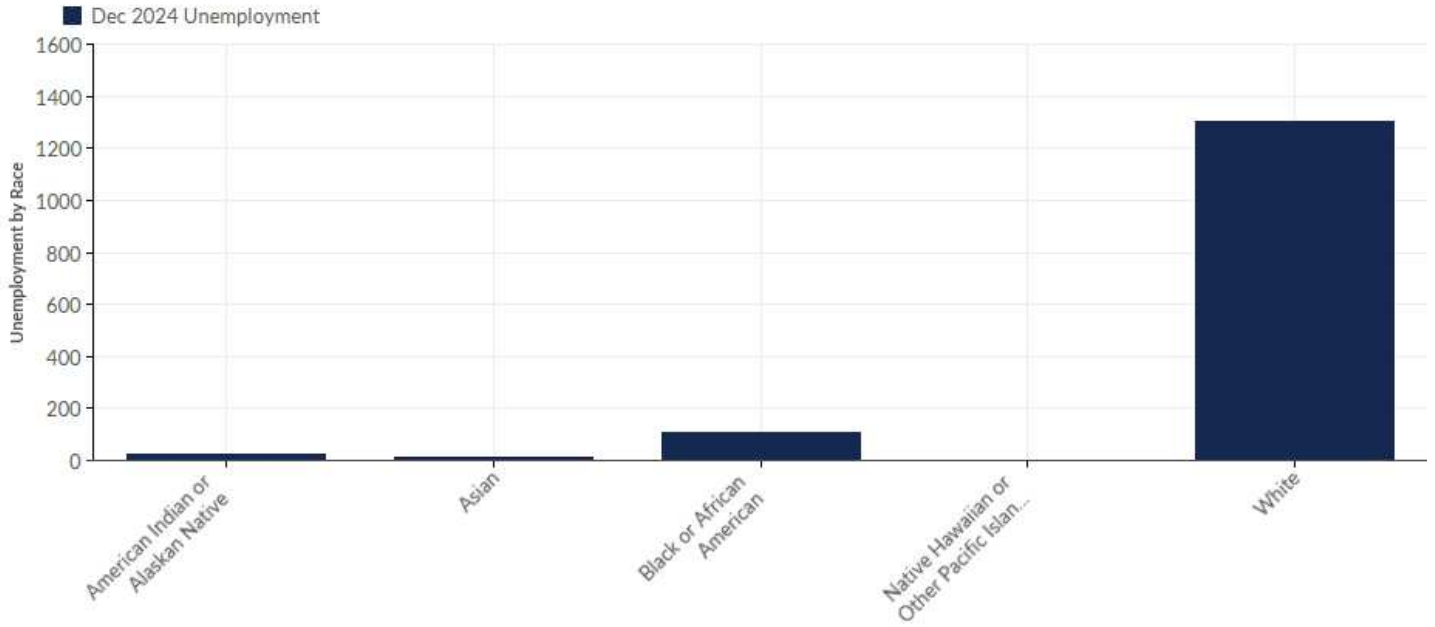
Age	Unemployment (Dec 2024)	% of Unemployed
< 22	57	3.95%
22-24	71	4.92%
25-34	284	19.68%
35-44	335	23.22%
45-54	296	20.51%
55-59	155	10.74%
60-64	142	9.84%
65+	103	7.14%
Total	1,443	100.00%

## Unemployment by Gender



Gender	Unemployment (Dec 2024)	% of Unemployed
Females	446	30.91%
Males	997	69.09%
Total	1,443	100.00%

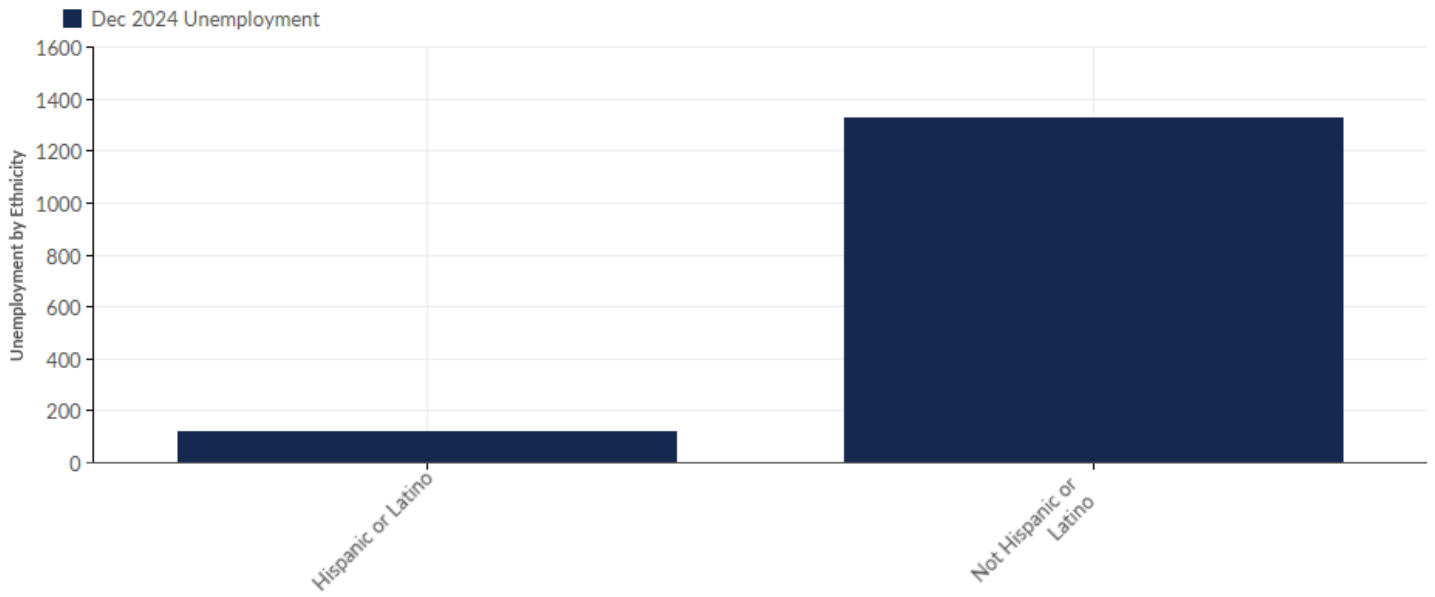
## Unemployment by Race



Race	Unemployment (Dec 2024)	% of Unemployed
American Indian or Alaskan Native	21	1.46%
Asian	13	0.90%
Black or African American	106	7.35%
Native Hawaiian or Other Pacific Islander	3	0.21%
White	1,301	90.16%
<b>Total</b>	<b>1,443</b>	<b>100.00%</b>



## Unemployment by Ethnicity

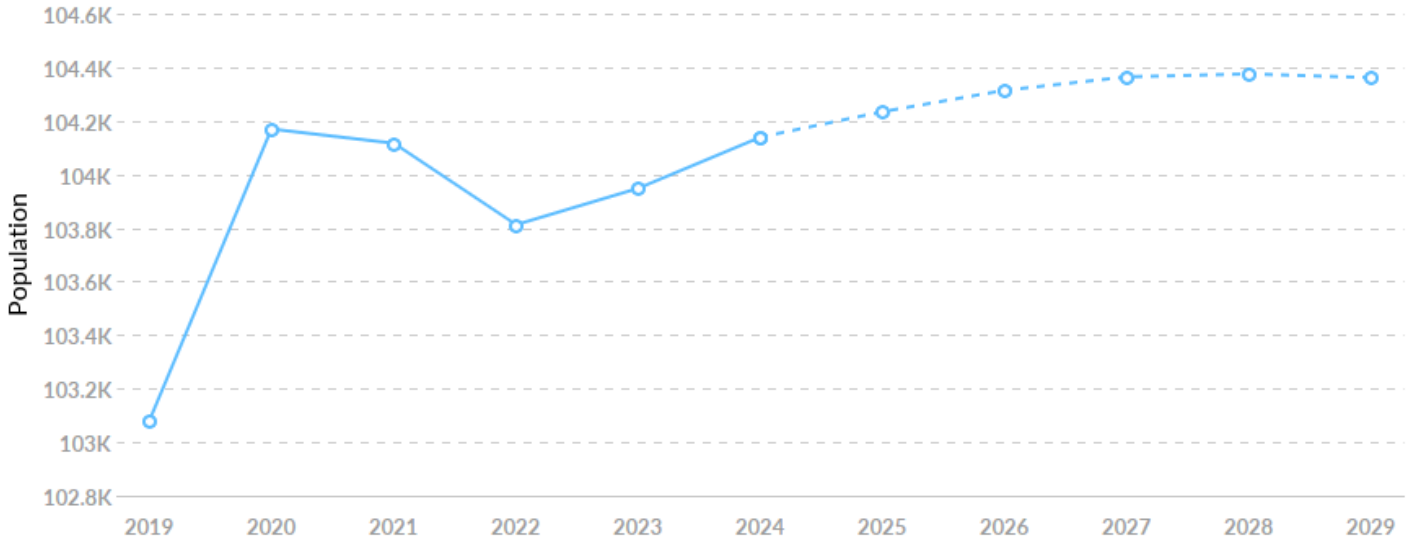


Ethnicity	Unemployment (Dec 2024)	% of Unemployed
Hispanic or Latino	116	8.04%
Not Hispanic or Latino	1,327	91.96%
Total	1,443	100.00%

# Historic & Projected Trends

## Population Trends

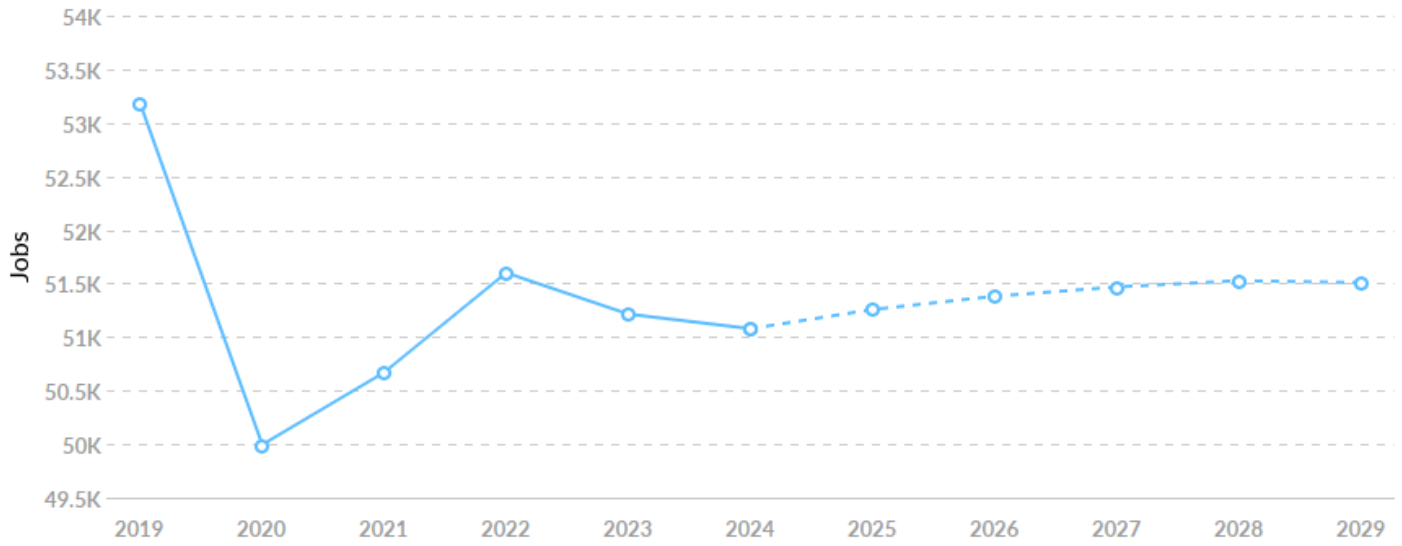
As of 2024 the region's population increased by 1.0% since 2019, growing by 1,060. Population is expected to increase by 0.2% between 2024 and 2029, adding 222.



Timeframe	Population
2019	103,079
2020	104,169
2021	104,116
2022	103,812
2023	103,948
2024	104,139
2025	104,234
2026	104,314
2027	104,364
2028	104,375
2029	104,361

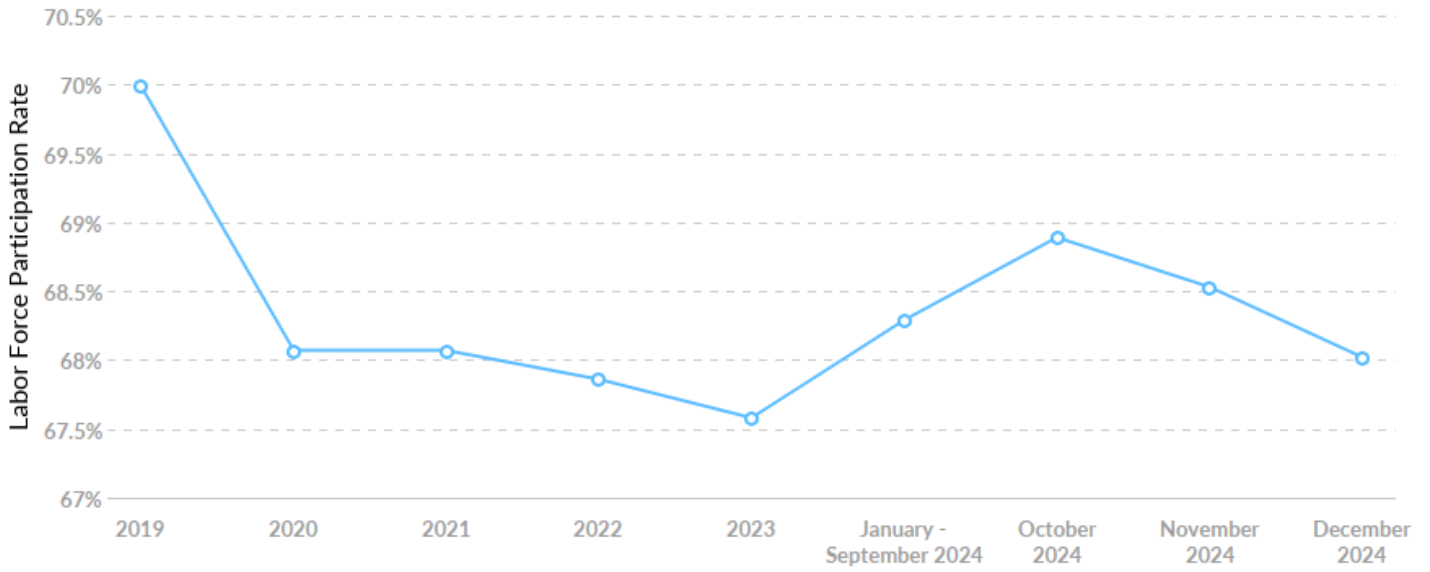
## Job Trends

From 2019 to 2024, jobs declined by 4.0% in Fond du Lac County, WI from 53,179 to 51,078. This change fell short of the national growth rate of 3.9% by 7.9%.



Timeframe	Jobs
2019	53,179
2020	49,993
2021	50,669
2022	51,600
2023	51,214
2024	51,078
2025	51,257
2026	51,381
2027	51,468
2028	51,526
2029	51,508

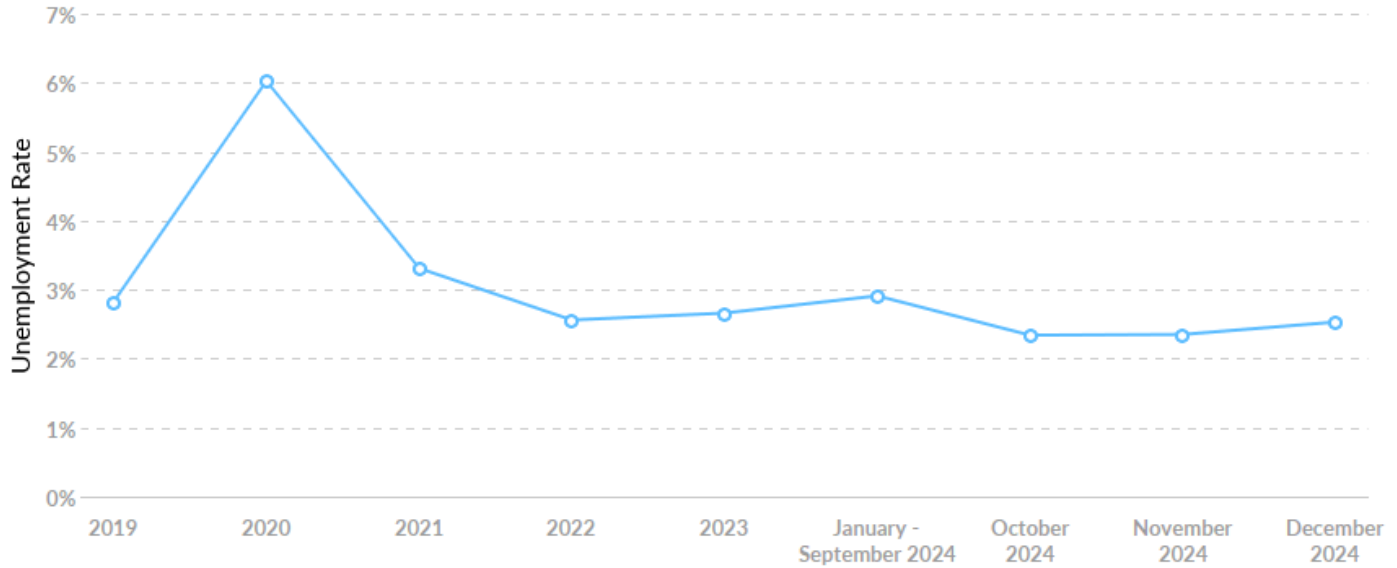
## Labor Force Participation Rate Trends



Timeframe	Labor Force Participation Rate
2019	69.99%
2020	68.07%
2021	68.07%
2022	67.86%
2023	67.58%
January - September 2024	68.29%
October 2024	68.89%
November 2024	68.53%
December 2024	68.02%

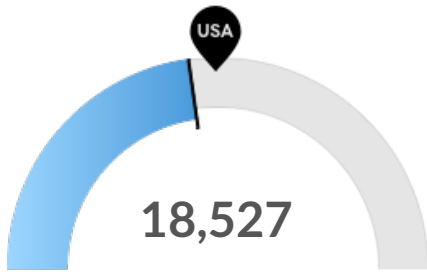
## Unemployment Rate Trends

Fond du Lac County, WI had a December 2024 unemployment rate of 2.53%, **decreasing from 2.82%** 5 years before.



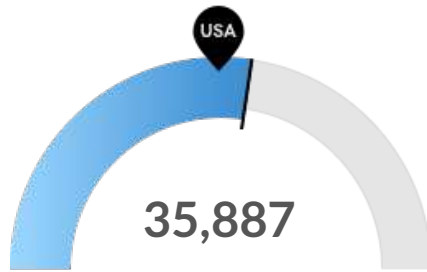
Timeframe	Unemployment Rate
2019	2.82%
2020	6.02%
2021	3.31%
2022	2.56%
2023	2.66%
January - September 2024	2.91%
October 2024	2.34%
November 2024	2.35%
December 2024	2.53%

## Population Characteristics



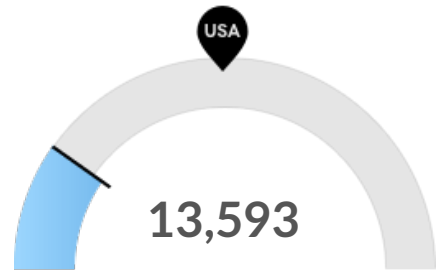
Millennials

Fond du Lac County, WI has 18,527 millennials (ages 25-39). The national average for an area this size is 21,121.



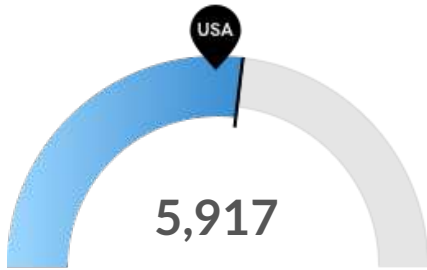
Retiring Soon

Retirement risk is high in Fond du Lac County, WI. The national average for an area this size is 31,379 people 55 or older, while there are 35,887 here.



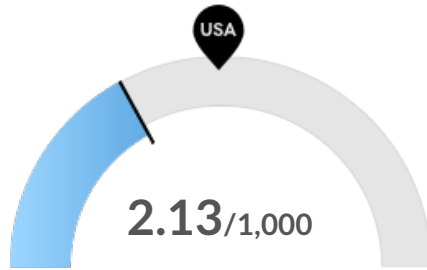
Racial Diversity

Racial diversity is low in Fond du Lac County, WI. The national average for an area this size is 43,291 racially diverse people, while there are 13,593 here.



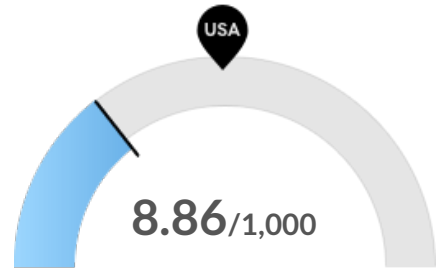
Veterans

Fond du Lac County, WI has 5,917 veterans. The national average for an area this size is 5,307.



Violent Crime

Fond du Lac County, WI has 2.13 violent crimes per 1,000 people. The national rate is 3.54 per 1,000 people.

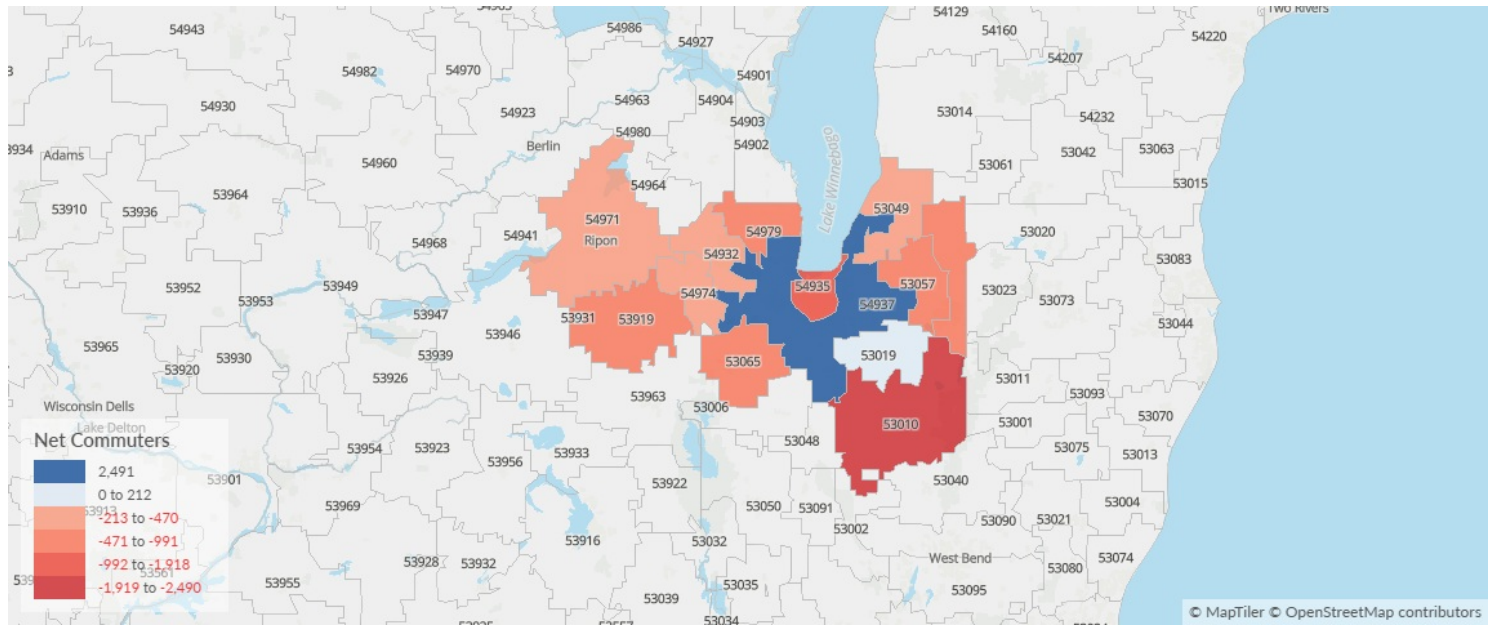


Property Crime

Fond du Lac County, WI has 8.86 property crimes per 1,000 people. The national rate is 18.02 per 1,000 people.

## Place of Work vs Place of Residence

Understanding where talent in Fond du Lac County, WI currently works compared to where talent lives can help you optimize site decisions.



### Where Talent Works

### Where Talent Lives

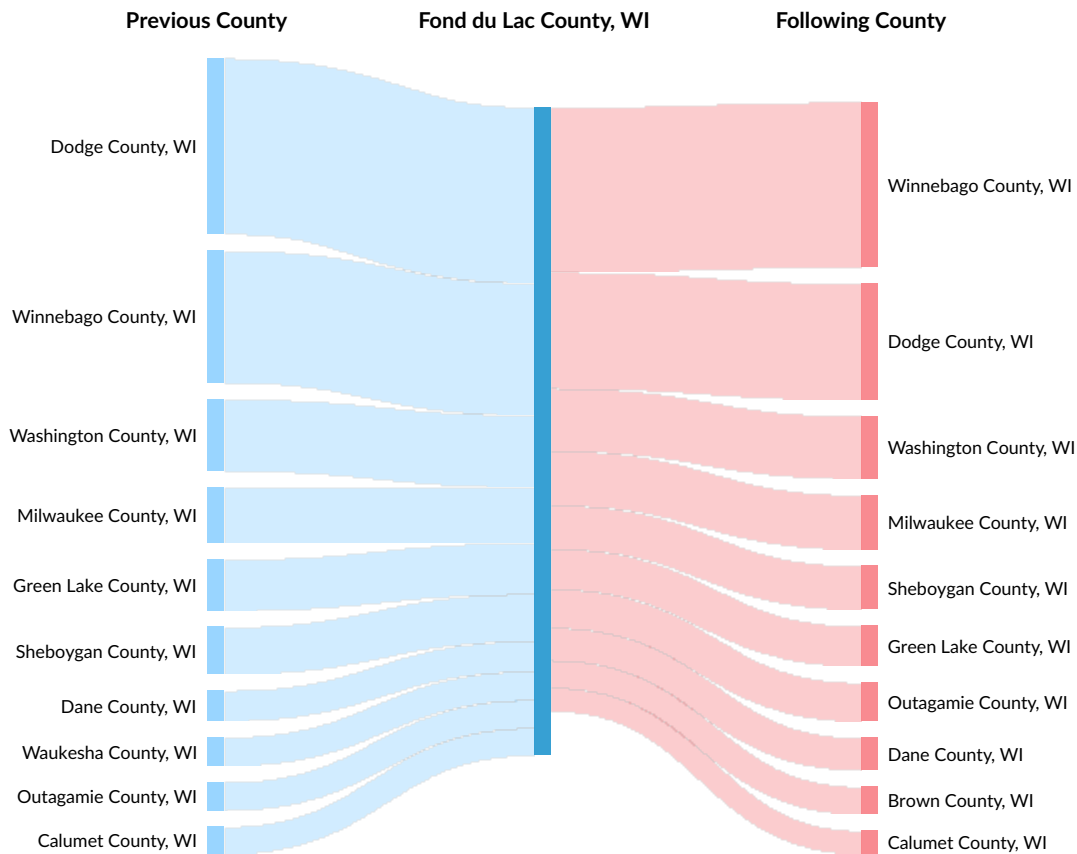
ZIP	Name	2024 Employment
54935	Fond Du Lac, WI (in Fon...	21,221
54937	Fond Du Lac, WI (in Fon...	14,297
54971	Ripon, WI (in Fond du L...	5,697
53010	Campbellsport, WI (in F...	2,494
53019	Eden, WI (in Fond du La...	1,183

ZIP	Name	2024 Workers
54935	Fond Du Lac, WI (in Fon...	22,213
54937	Fond Du Lac, WI (in Fon...	11,806
54971	Ripon, WI (in Fond du L...	5,910
53010	Campbellsport, WI (in F...	4,413
53049	Malone, WI (in Fond du ...	1,518

# Inbound and Outbound Migration

The table below analyzes past and current residents of Fond du Lac County, WI. The left column shows residents of other counties migrating to Fond du Lac County, WI. The right column shows residents migrating from Fond du Lac County, WI to other counties.

As of 2022, **567** people have migrated from Dodge County, WI to Fond du Lac County, WI. In the same year, **532** people left Fond du Lac County, WI migrating to Winnebago County, WI. The total Net Migration for Fond du Lac County, WI in 2022 was **73**.



Top Previous Counties	Migrations
Dodge County, WI	567
Winnebago County, WI	427
Washington County, WI	232
Milwaukee County, WI	180
Green Lake County, WI	165



Top Previous Counties	Migrations
Sheboygan County, WI	152
Dane County, WI	98
Waukesha County, WI	92
Outagamie County, WI	91
Calumet County, WI	88
Cook County, IL	52
Ozaukee County, WI	52
Brown County, WI	46
Hennepin County, MN	34
Will County, IL	33
Top Following Counties	Migrations
Winnebago County, WI	532
Dodge County, WI	375
Washington County, WI	202
Milwaukee County, WI	175
Sheboygan County, WI	141
Green Lake County, WI	130
Outagamie County, WI	125
Dane County, WI	105
Brown County, WI	89
Calumet County, WI	75
Waukesha County, WI	69
Waushara County, WI	59
Manitowoc County, WI	51
Ozaukee County, WI	51

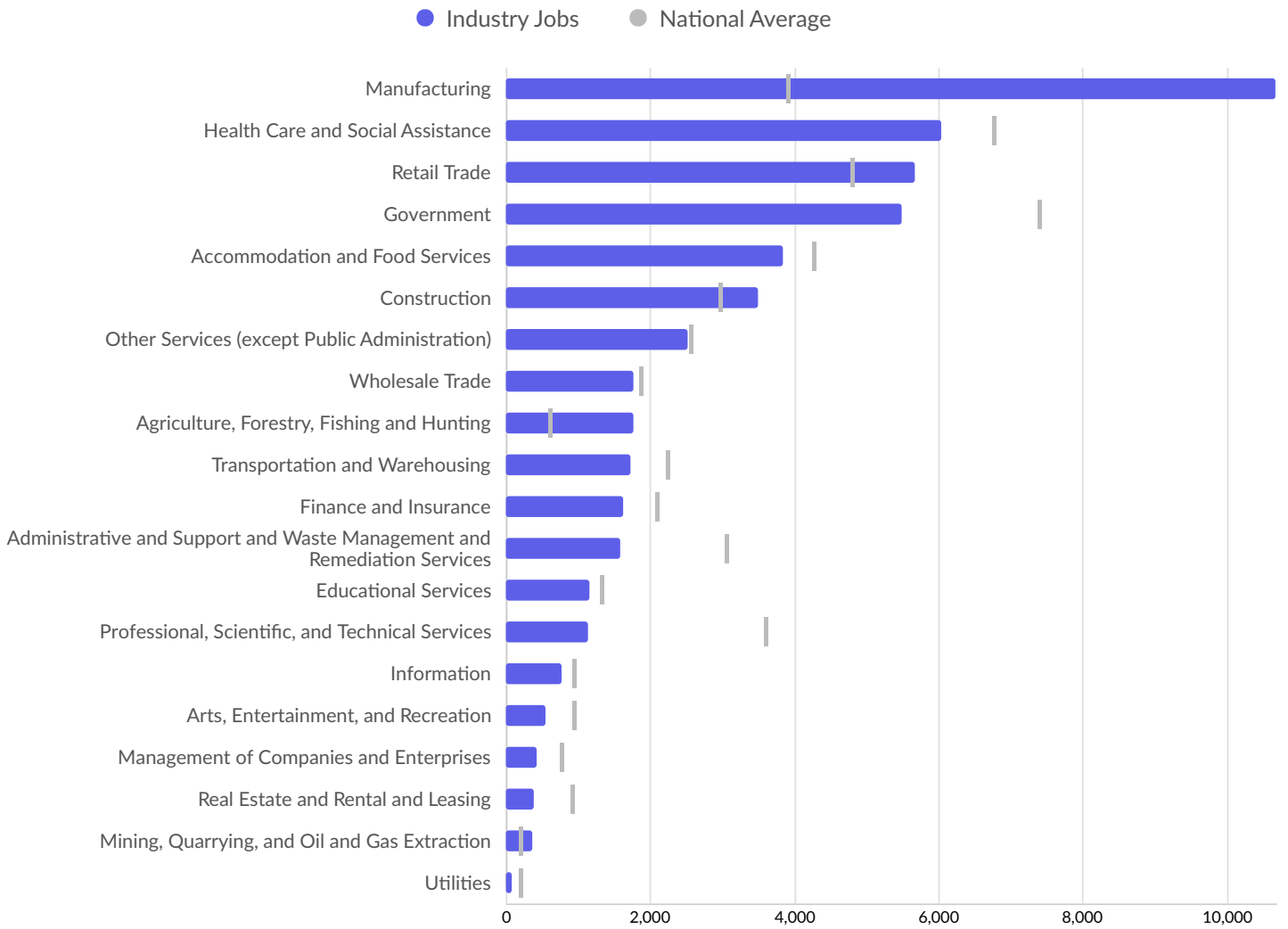
**Top Following Counties****Migrations**

Cook County, IL

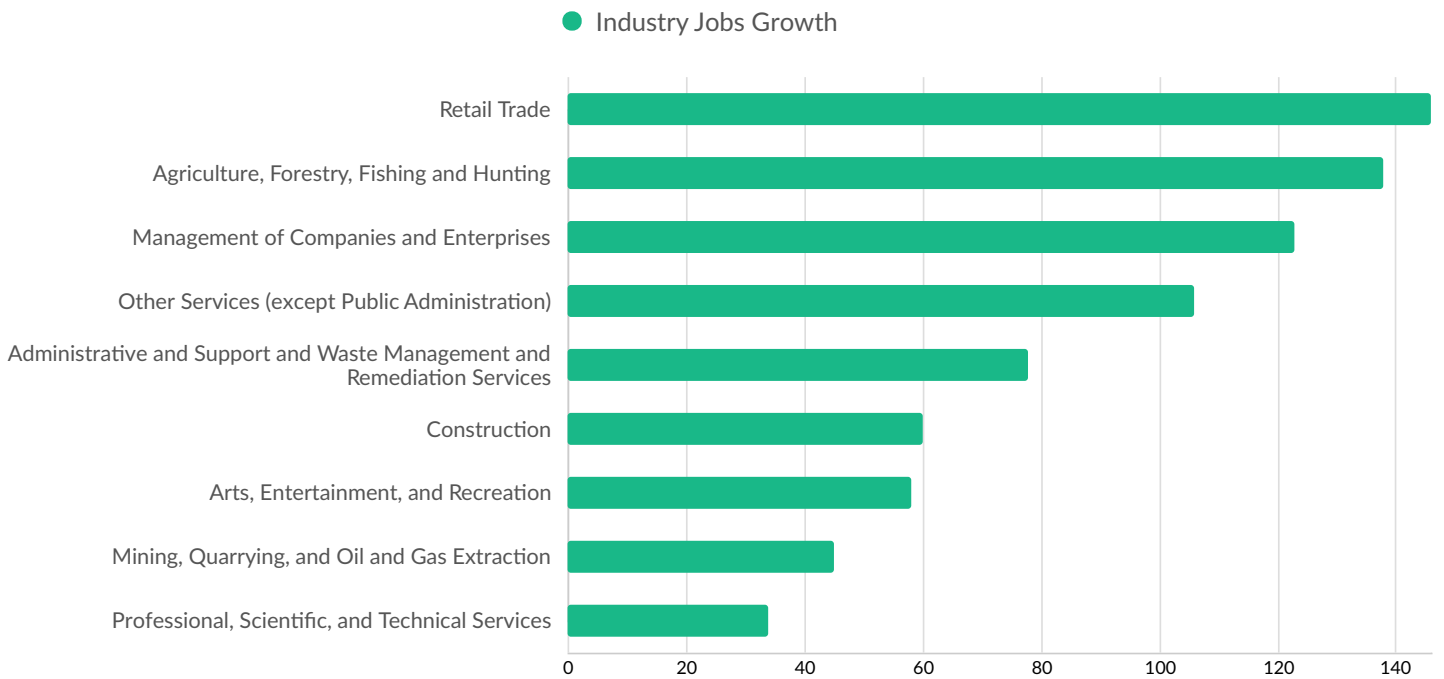
48

# Industry Characteristics

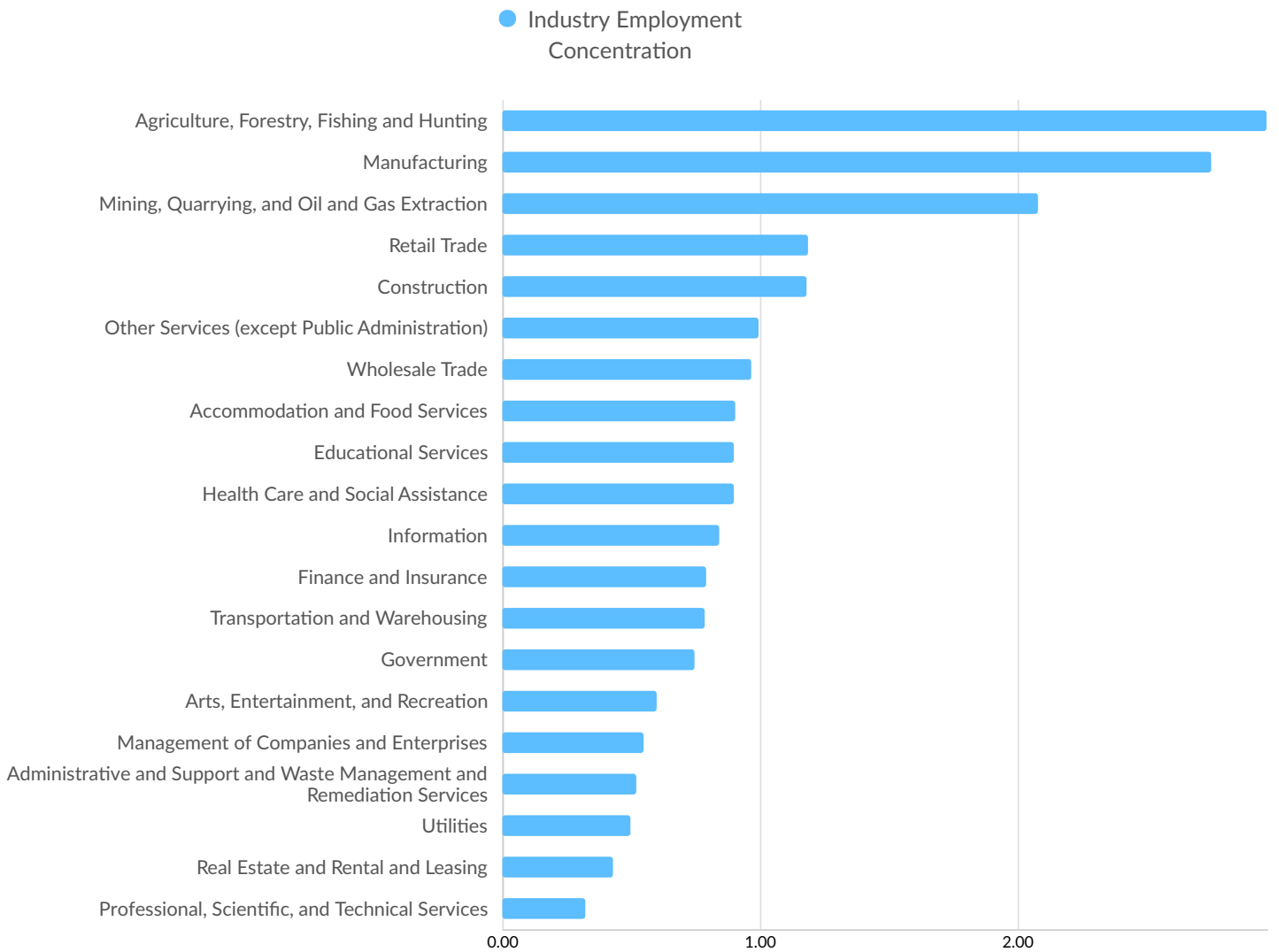
## Largest Industries



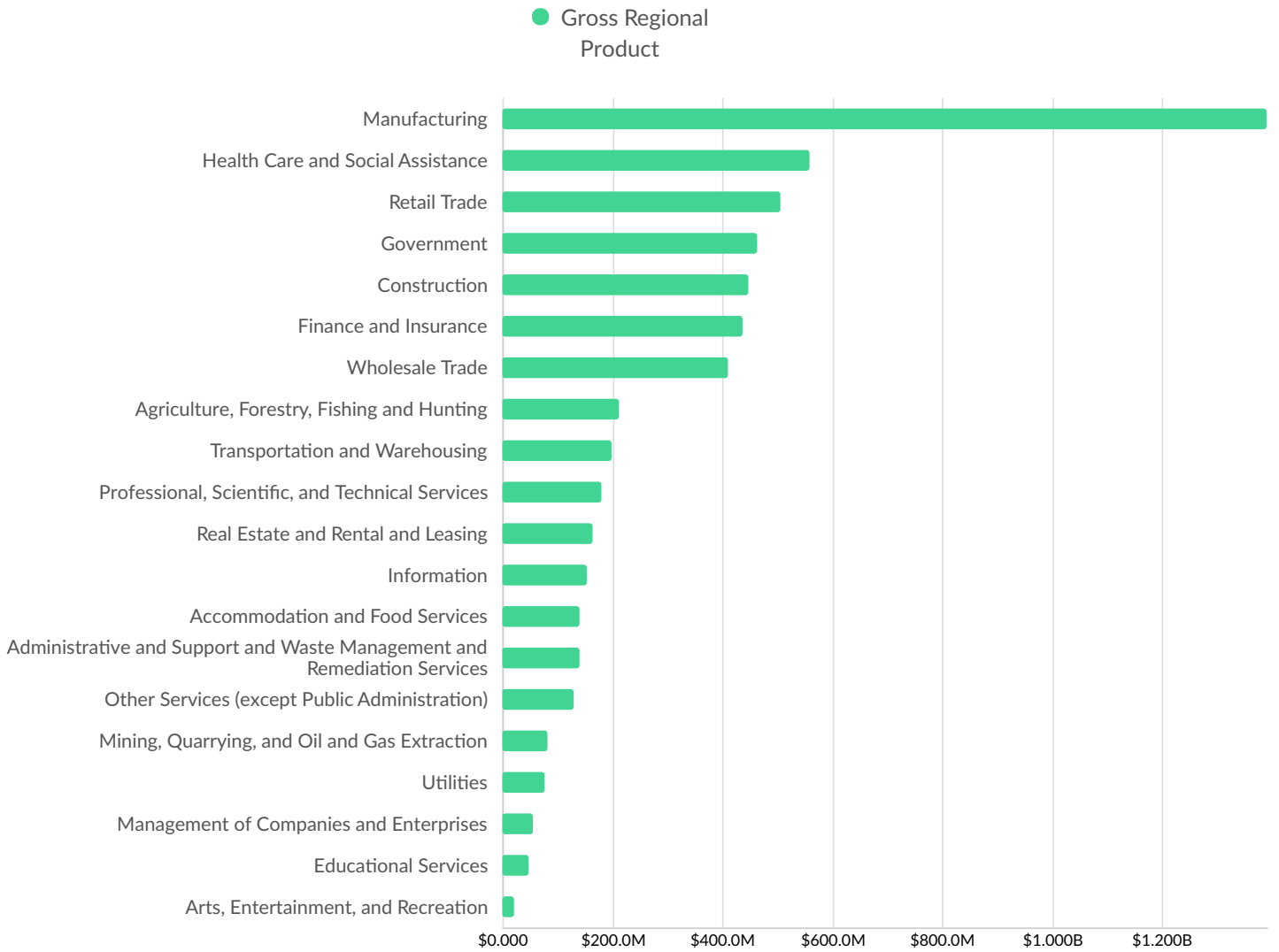
## Top Growing Industries



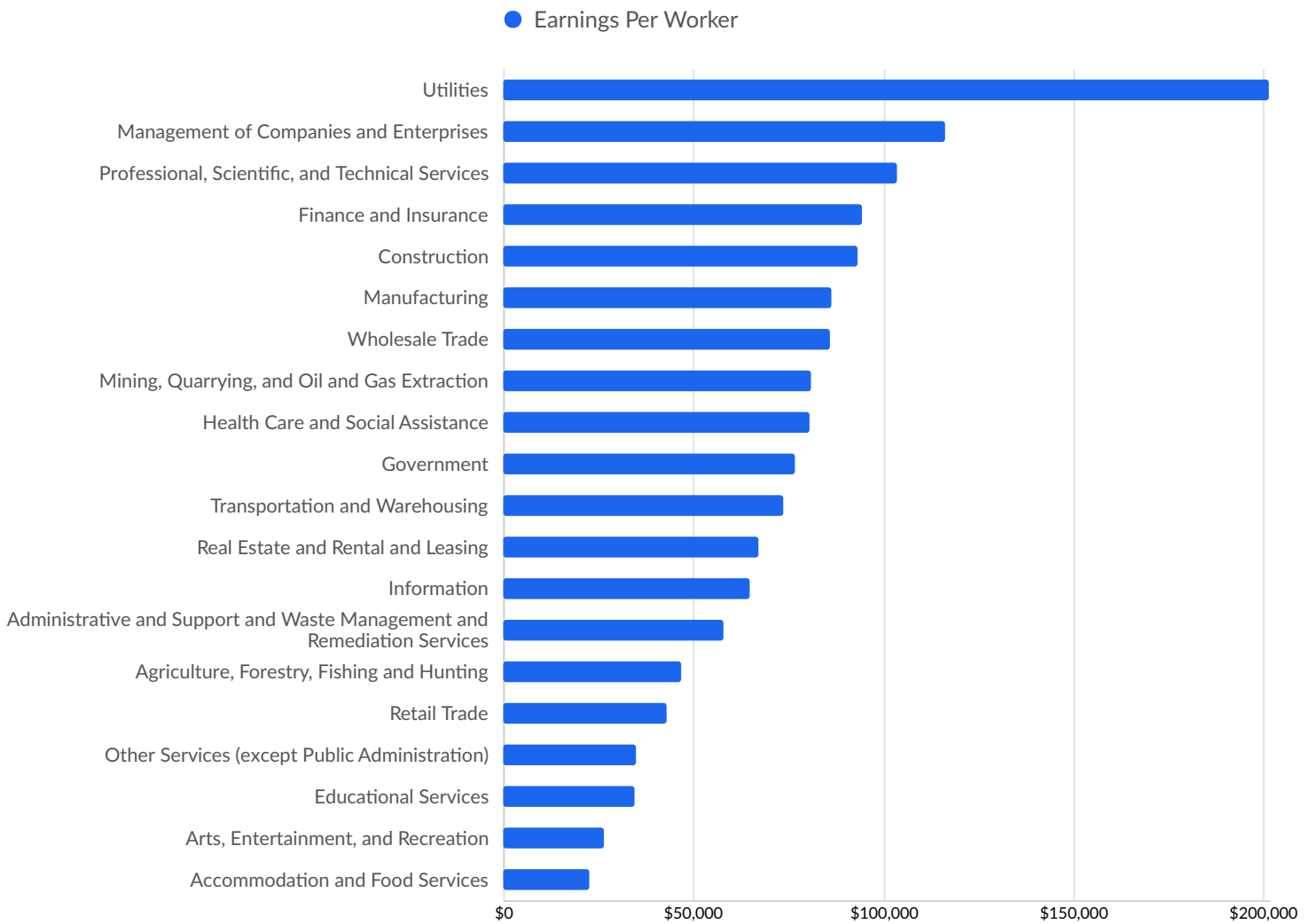
## Top Industry Employment Concentration



## Top Industry GRP

















## Top Industry Earnings



# Business Characteristics

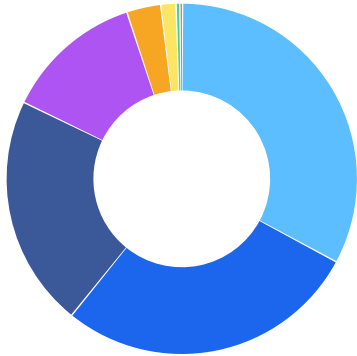
## 7,728 Companies Employ Your Workers

Online profiles for your workers mention 7,728 companies as employers, with the top 10 appearing below. In the last 12 months, 774 companies in Fond du Lac County, WI posted job postings, with the top 10 appearing below.

Top Companies	Profiles	Top Companies Posting	Unique Postings
Mercury Marine	866 	SSM Health Care	713 
Agnesian Healthcare	463 	Advocate Aurora Health	159 
SSM Health Care	448 	Alliance Laundry System	136 
Alliance Laundry Systems	277 	Brunswick	131 
Fond Du Lac School District	276 	St. Agnes Hospital	126 
Spectrum	253 	Pick And Save	114 
Moraine Park Technical College	248 	Moraine Park Technical College	97 
State of Wisconsin	240 	Walmart	87 
Marian University Of Fond Du L...	225 	Grande Cheese Co Limited	84 
Quad	210 	Society Insurance	83 



## Business Size

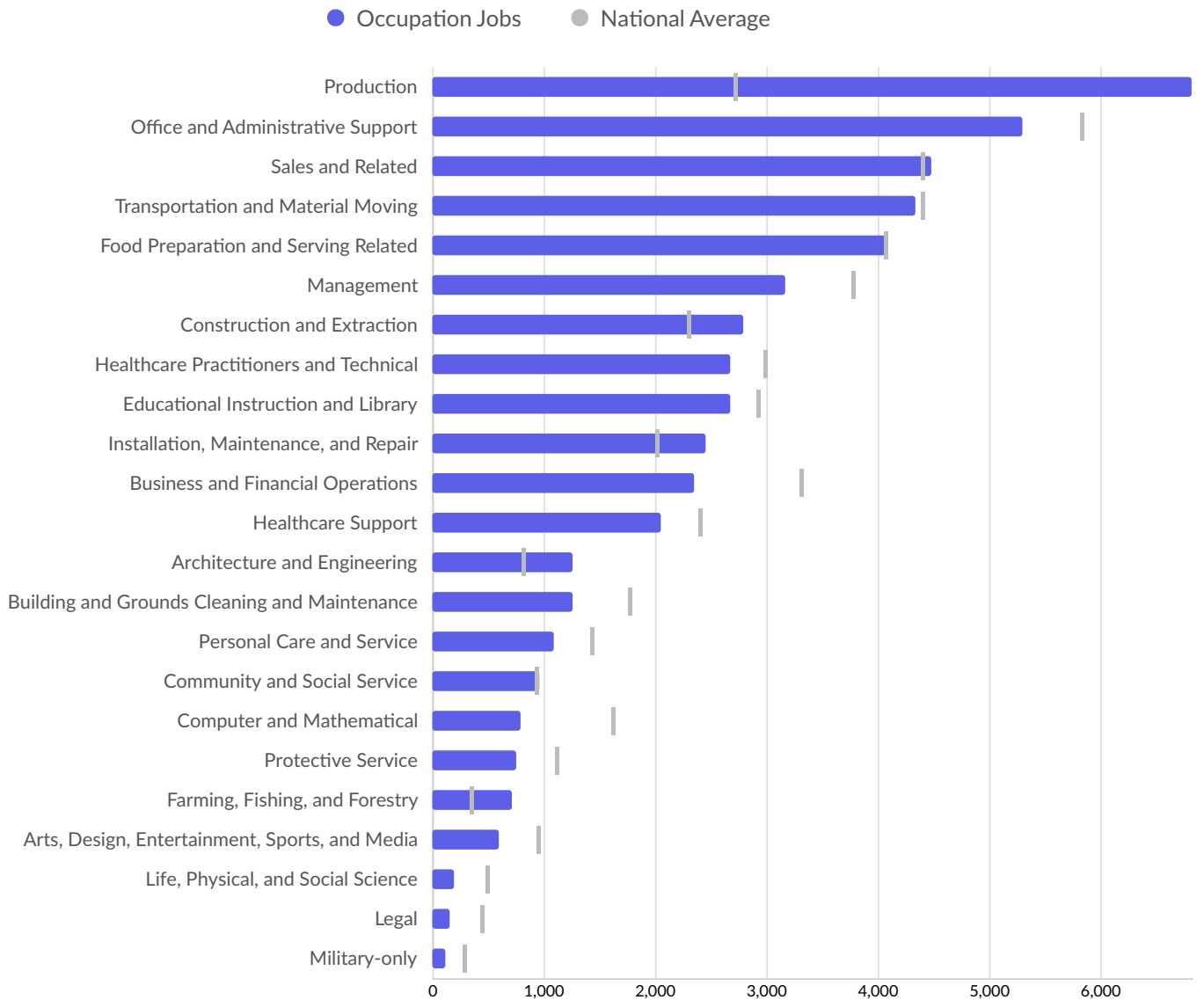


	Percentage	Business Count
● 1 to 4 employees	32.8%	1,218
● 5 to 9 employees	28.0%	1,039
● 10 to 19 employees	21.4%	794
● 20 to 49 employees	12.8%	474
● 50 to 99 employees	3.1%	117
● 100 to 249 employees	1.4%	52
● 250 to 499 employees	0.3%	13
● 500+ employees	0.2%	9

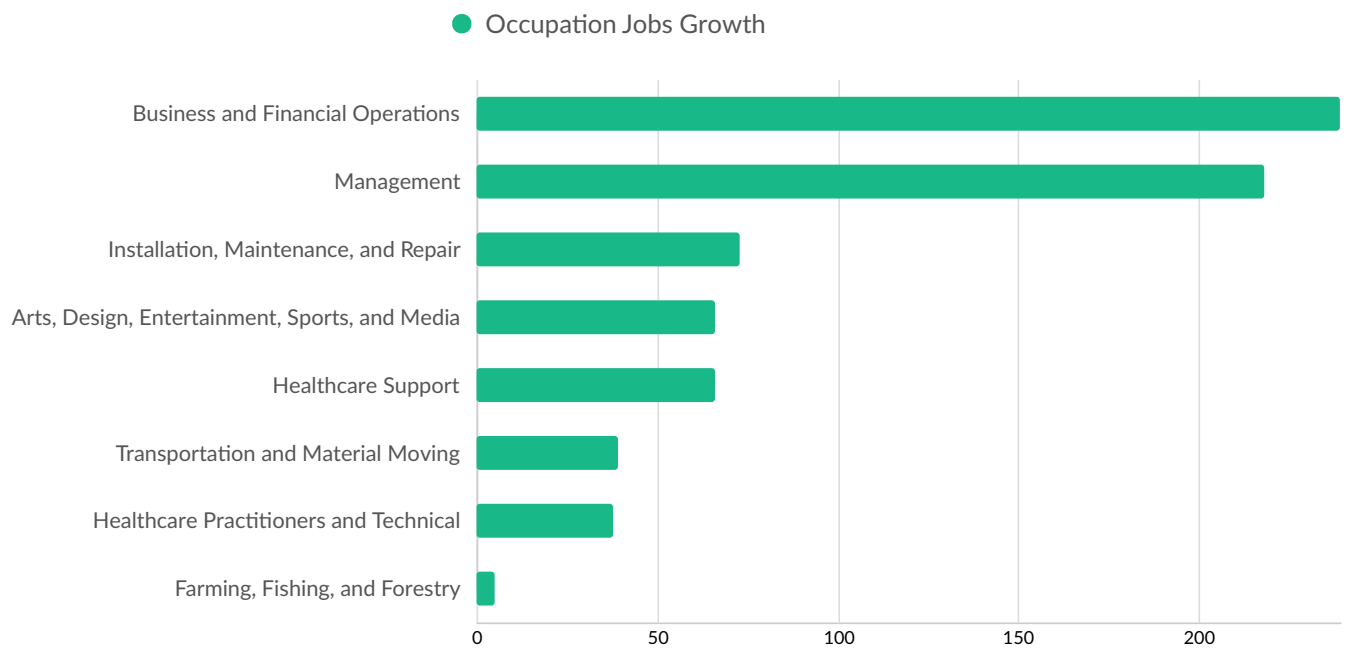
\*Business Data by DatabaseUSA.com is third-party data provided by Lightcast to its customers as a convenience, and Lightcast does not endorse or warrant its accuracy or consistency with other published Lightcast data. In most cases, the Business Count will not match total companies with profiles on the summary tab.

# Workforce Characteristics

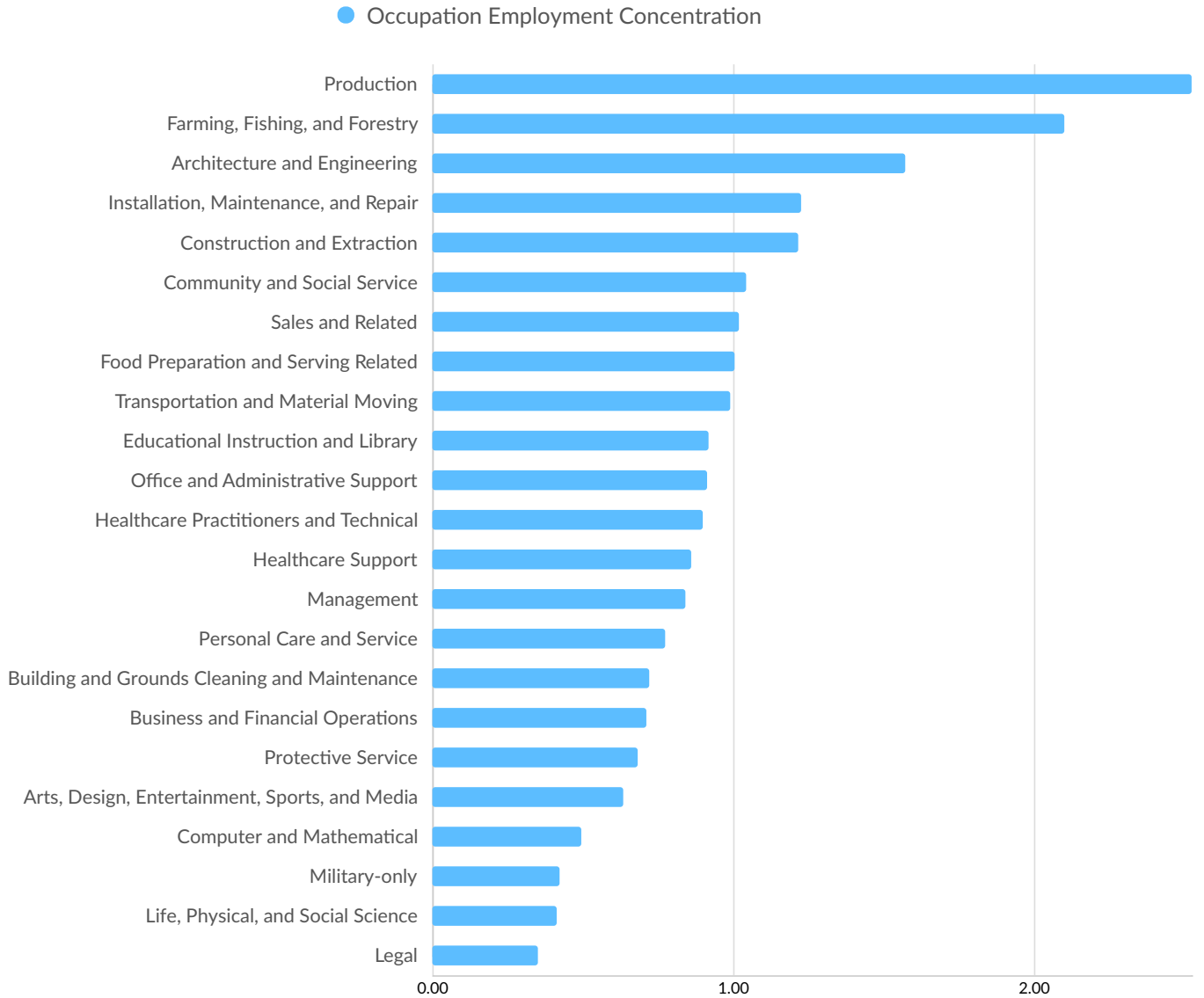
## Largest Occupations



## Top Growing Occupations



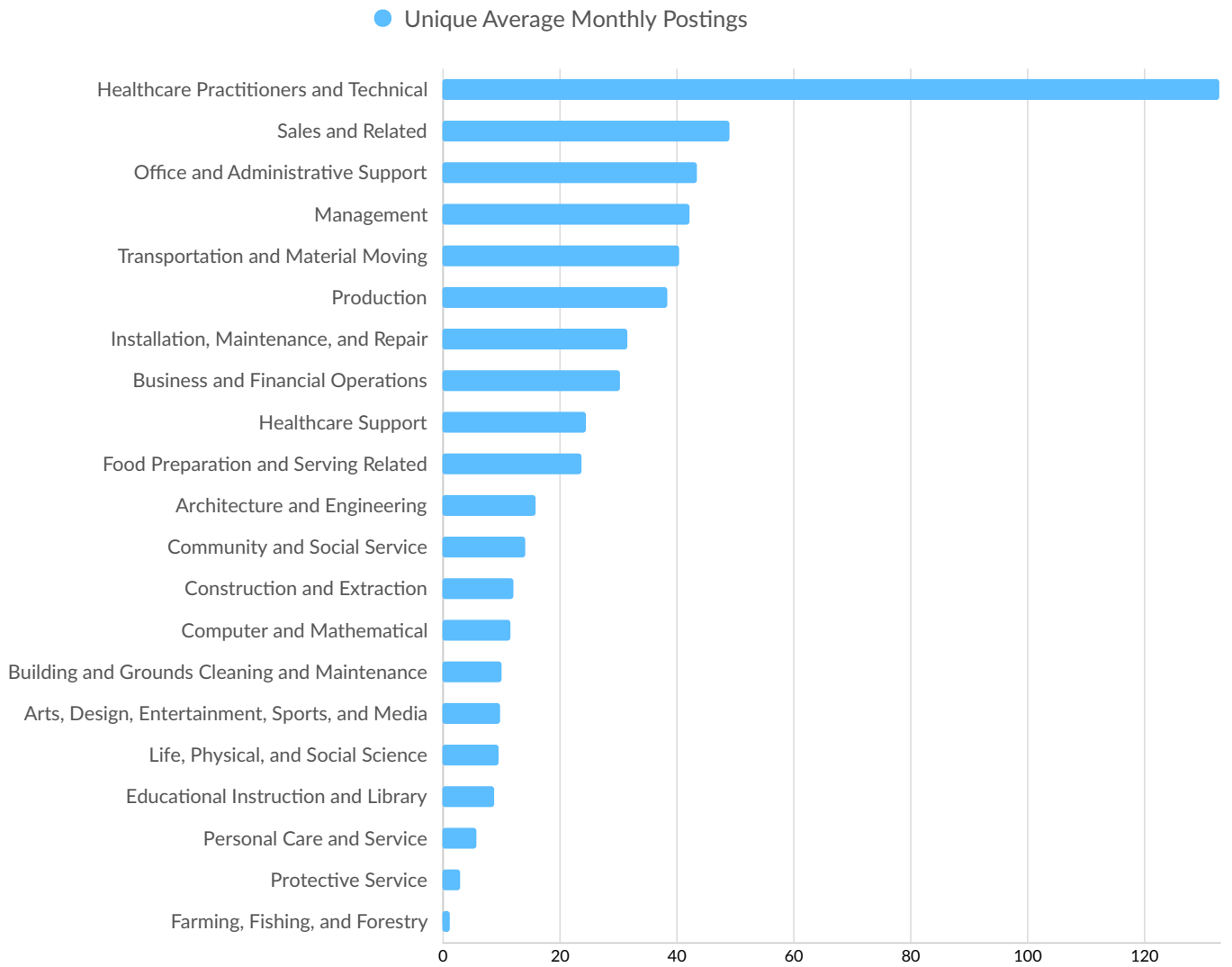
## Top Occupation Employment Concentration



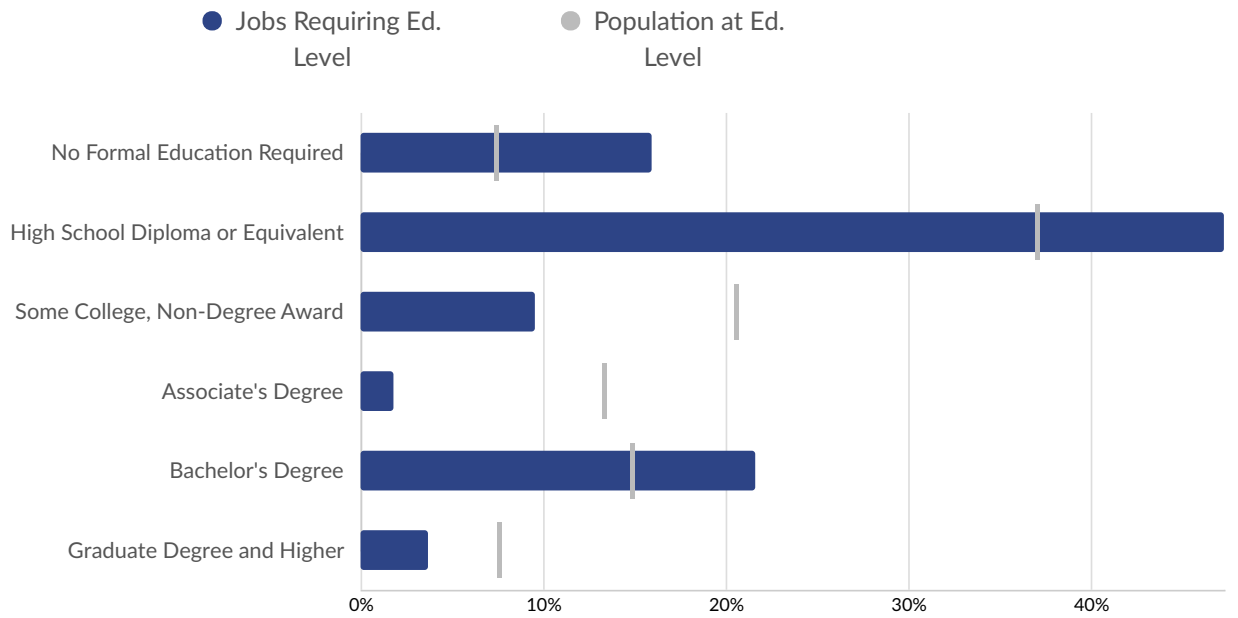
## Top Occupation Earnings



## Top Posted Occupations









## Underemployment



## Educational Pipeline

In 2023, there were 2,061 graduates in Fond du Lac County, WI. This pipeline has shrunk by 4% over the last 5 years. The highest share of these graduates come from "Nursing Assistant/Aide and Patient Care Assistant/Aide" (Certificate), "Registered Nursing/Registered Nurse" (Associate's), and "Accounting Technology/Technician and Bookkeeping" (Certificate).

School	Total Graduates (2023)	Graduate Trend (2019 - 2023)
Moraine Park Technical College	1,474 	
Marian University	374 	
Ripon College	213 	

- Certificate
- Associate's
- Bachelor's
- Master's or Higher



# In-Demand Skills

