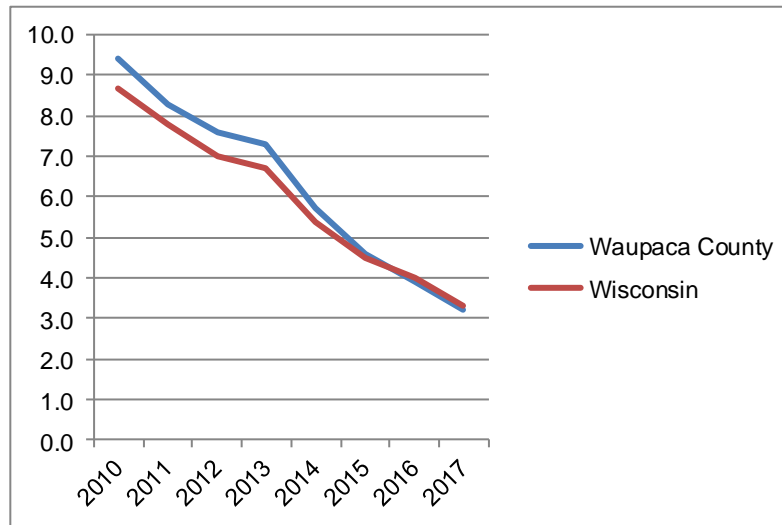


## ECONOMIC DEVELOPMENT HIGHLIGHTS CITY OF CLINTONVILLE

### LABOR FORCE

Figure 6-1: Annual Average Unemployment Rates, 2010-2017

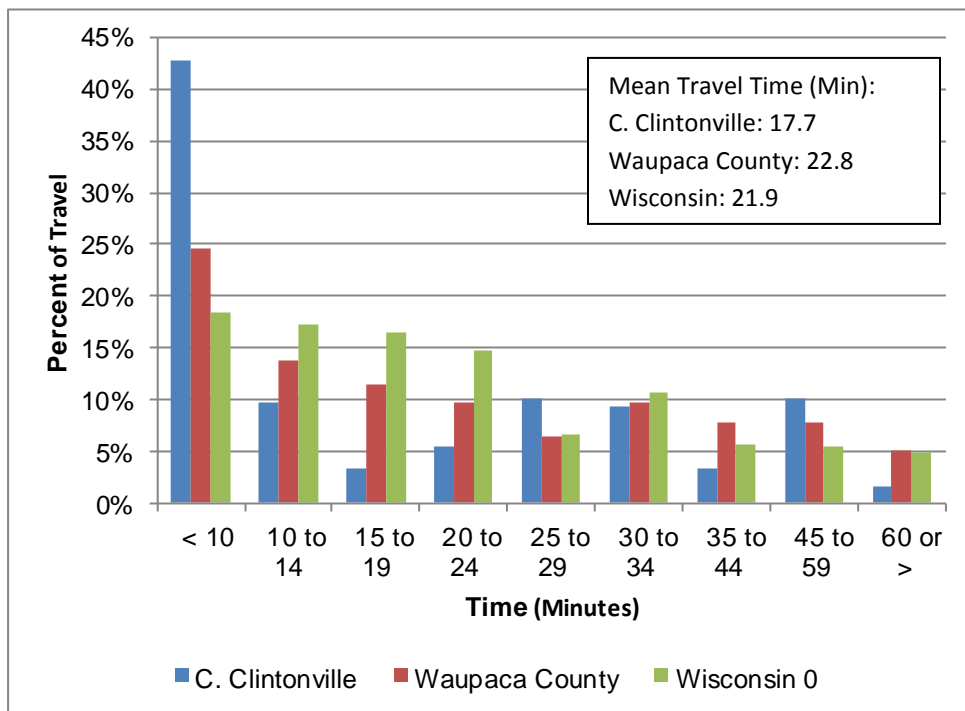


Source: WI Dept. of Workforce Development, Office of Economic Advisors, LAUS 2010-2017

- *Unemployment rates were higher in 2010 as a result of the 2008 recession, coined “The Great Recession”. Declining unemployment rates reflect a recovering economy and a tightening job market as Baby Boomers retire and businesses have difficulty finding qualified applicants to fill jobs.*

**COMMUTING PATTERNS**

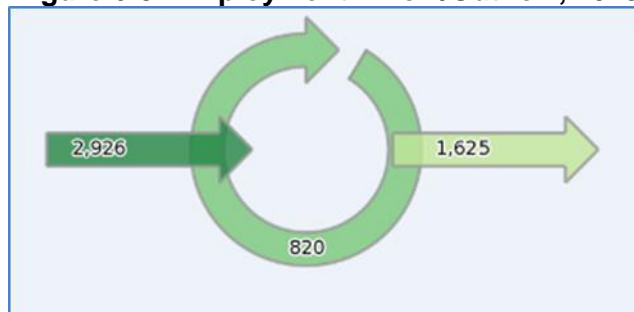
**Figure 6-2: Percent of Travel Time to Work, 2012-2016 ACS 5-Year Estimates**



Source: U.S. Census 2012-2016 ACS 5-Year Estimates, B08303, DP03  
 Note: Margin of Error Not Shown.

- A larger percentage of Clintonville residents when compared to county and state residents are traveling less than 10 minutes to find employment.
  - 9.7% work within 5 minutes of home
  - 33% travel between 5 and 9 minutes to work

**Figure 6-3: Employment Inflow/Outflow, 2015**



Source: <http://onthemap.ces.census.gov/>; All Jobs

- 2,926 people work inside the City, but live outside
- 820 people live and work in the City
- 1,625 people live in the City but work outside

### **Top 10 Places of Employment for City of Clintonville Residents, 2015**

- City of Clintonville (33.5%) (820 people)
- City of Marion (5.6%)
- City of Shawano (4.5%)
- City of Appleton (4.0%)
- Accounts for about 48% of employed City residents

*Top places of employment correspond with large number of workers who have commute times of less than 10 minutes.*

### **Top 10 Places of Residence for City of Clintonville Employees, 2015**

- City of Clintonville (21.9%) (820 people)
- City of Shawano (5.5%)
- City of Marion (3.9%)
- City of New London (2.2%)
- Accounts for about 34% of City employees

### **Top Occupations, 2012-2016 ACS 5-Year Estimates (5 broad categories)**

- City of Clintonville
  - Service (24.3%)
  - Sales & Office Occupations (23.6%)
- Waupaca County
  - Management, business, science, and arts occupations (25.8%)
  - Production, transportation, and material moving occupations (24.7%)
- Wisconsin
  - Management, business, science, and arts occupations (35.0%)
  - Sales & Office Occupations (22.8%)

### **Top Industries, ACS 2012-2016 5-Year Estimates (13 broad categories)**

- City of Clintonville
  - Manufacturing (24.9%)
  - Educational, health and social services (21.9%)
- Waupaca County
  - Manufacturing (27.9%)
  - Educational, health and social services (20.6%)
- Wisconsin
  - Educational, health and social services (23.3%)
  - Manufacturing (18.4%)
  - Retail Trade (11.4%)

## INCOME AND EDUCATION

**Table 6-5: Comparative Income Characteristics, 1999 and 2012-2016 ACS 5-Year Estimates**

	Median HH Income			Median Family Income			Per Capita Income		
	1999	2012-2016 5-Yr Est.		1999	2012-2016 5-Yr Est.		1999	2012-2016 5-Yr Est.	
		Estimate	MOE +/-		Estimate	MOE +/-		Estimate	MOE +/-
C. Clintonville	\$33,947	\$36,064	\$4,866	\$40,602	\$49,405	\$14,780	\$16,353	\$21,877	\$3,020
Waupaca County	\$40,910	\$52,441	\$1,743	\$48,837	\$64,435	\$2,023	\$18,664	\$28,145	\$1,079
Wisconsin	\$43,791	\$54,610	\$201	\$52,911	\$69,925	\$300	\$21,271	\$29,253	\$114

Source: U.S. Census 2000, DP-3, 2012-2016 American Community Survey 5-Yr Estimate, DP03

Median household and family income significantly lower than the state and county.

**Table 6-8: Graduation Rates, 2000 and 2012-2016 ACS 5-Year Estimates**

	Percent High School Graduate or Higher				Percent Bachelor's Degree or Higher			
	2000	2012-2016 5-Yr Est.		Percent Change, 2000 to 2012-2016	2000	2012-2016 5-Yr Est.		Percent Change, 2000 to 2012-2016
	Number	Estimate	MOE +/-		Number	Estimate	MOE +/-	
C. Clintonville	76.5%	84.7%	5.9%	8.2%	13.5%	15.6%	5.7%	2.1%
Waupaca County	82.7%	90.9%	0.7%	8.2%	14.8%	17.7%	1.0%	2.9%
Wisconsin	85.1%	91.4%	0.1%	6.3%	22.4%	28.4%	0.2%	6.0%

Source: U.S. Census 2000; 2012-2016 American Community Survey 5-Year Estimates, DP02

Educational attainment is lower than the state and county.