



Miovision

Turning
Movement Counter



Three Step Process



COLLECT VIDEO



UPLOAD VIDEO



DOWNLOAD REPORTS



Three Step Process



COLLECT VIDEO



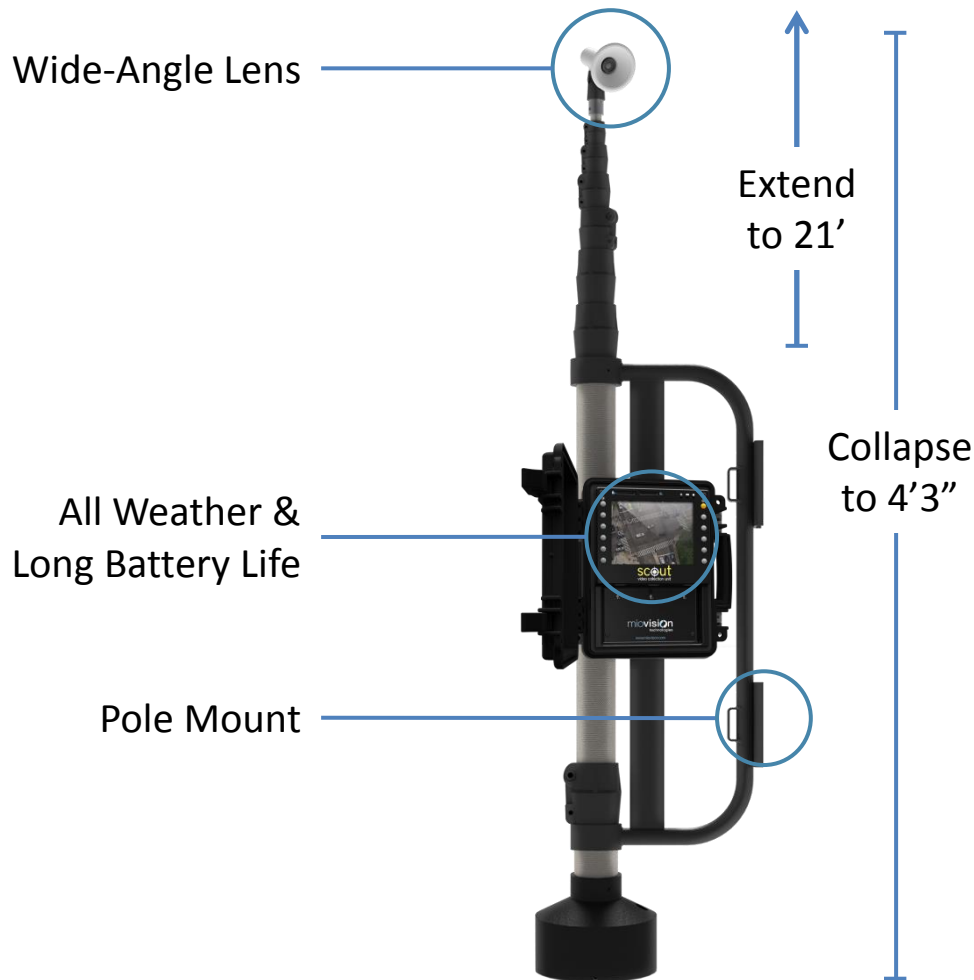
UPLOAD VIDEO



DOWNLOAD REPORTS



Scout Video Collection Unit



- Check Set-up,
- Schedule Recordings,
- Review and Download Videos.

Three Step Process



COLLECT VIDEO



UPLOAD VIDEO



DOWNLOAD REPORTS

Configure Video Upload - Select Videos

Select video(s) to analyze...

Current Video: count_7_803CCD_2009-05-21_11_30_03.MIO

Select trim sections for analysis/storage:

Start Time: 12:00:00 PM 5/21/2009 Show Trims

End Time: 01:00:04 PM 5/21/2009

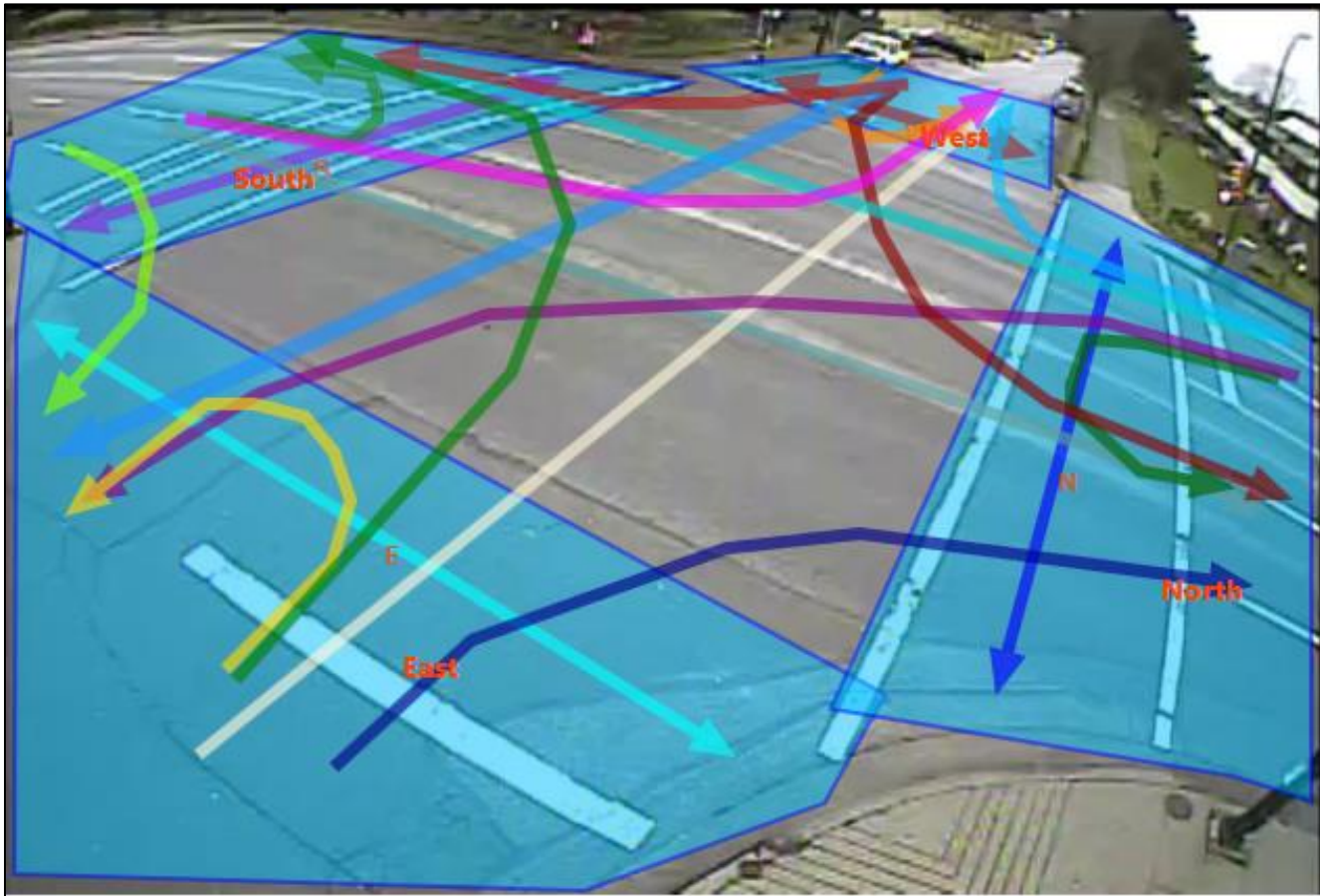
Hardware ID	
803CCD	
11:00 AM	
11:30 AM	5/21/2009 11:30:03 AM - 1:30:04 PM - 02:00:01 <input type="button" value="x"/>
12:00 PM	5/21/2009 12:00:00 PM - 1:00:04 PM - 01:00:04 <input type="button" value="x"/>
12:30 PM	
1:00 PM	
1:30 PM	

11:30:03 am

Did you set up your VCU correctly? Read the [VCU Roadside Placement Guide](#)



Software Looks at all Legs of the Intersection



Three Step Process




COLLECT VIDEO



UPLOAD VIDEO



DOWNLOAD REPORTS

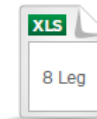
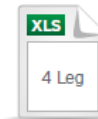


Demo Account
YOUR LOGO HERE
Mission Sales Demo
120 Ontario Dr.
Kitchener, Ontario, Canada
519-613-2407 salesdemo@mission.com

Count Name: Large Intersection Count -
Dewdney Ave. and Lewvan Dr.
Site Code:
Start Date: 05/09/2012
Page No: 3

Turning Movement Peak Hour Data (11:00)

Start Time	Southbound Street					Westbound Street					Northbound Street					Eastbound Street					Int. Total
	Right	Thru	Left	Peaks	App. Total	Right	Thru	Left	Peaks	App. Total	Right	Thru	Left	Peaks	App. Total	Right	Thru	Left	Peaks	App. Total	
11:00	136	100	73	0	309	84	217	22	0	303	29	138	60	0	207	65	217	113	0	395	1213
11:05	125	100	67	1	293	63	212	31	0	296	15	142	121	0	298	73	218	90	0	381	1240
11:10	116	66	73	0	255	44	203	26	0	273	33	132	100	0	264	75	247	106	0	428	1264
11:15	116	133	62	0	311	62	204	47	0	313	30	130	61	0	221	79	230	108	0	417	1271
Total	498	445	275	10	1211	213	819	117	0	1179	94	539	482	0	1039	262	919	485	0	1666	6118
Approach %	41.0	36.3	22.7			18.0	71.1	6.9			8.1	23.1	38.8			12.2	64.2	28.8			
Total %	8.7	8.5	5.4			4.4	18.3	2.3			23.0	1.8	10.5	7.8		25.2	5.7	18.0	8.5		33.1
Peak	0.00	0.037	0.040			0.001	0.011	0.008			0.010	0.019	0.022			0.005	0.024	0.030			0.028
Car	403	406	214			193	203	69	118		118	40	54	402		103	206	91	402		1603
% Car	80.4	90.1	89.8			89.3	88.6	89.0	90.1		89.1	87.9	90.1	100.0		89.3	89.0	90.2	90.4		90.2
Medium	2	0	0			0	0	0	0		0	0	0		0	0	0	0		0	0
% Medium	0.4	0.0	0.0			0.0	0.0	0.0	0.0		0.0	0.0	0.0		0.0	0.0	0.0	0.0		0.0	0.0
% Heavy	0.2	0.0	0.0			0.1	0.0	0.0	0.0		0.1	0.0	0.0		0.1	0.0	0.0	0.0		0.0	0.0
Bus	0	0	1			0	0	0	0		0	0	0		0	0	0	0		0	0
% Bus	0.0	0.0	0.4			0.0	0.0	0.0	0.0		0.0	0.0	0.0		0.0	0.0	0.0	0.0		0.0	0.0
Peak																					
% Peak																					



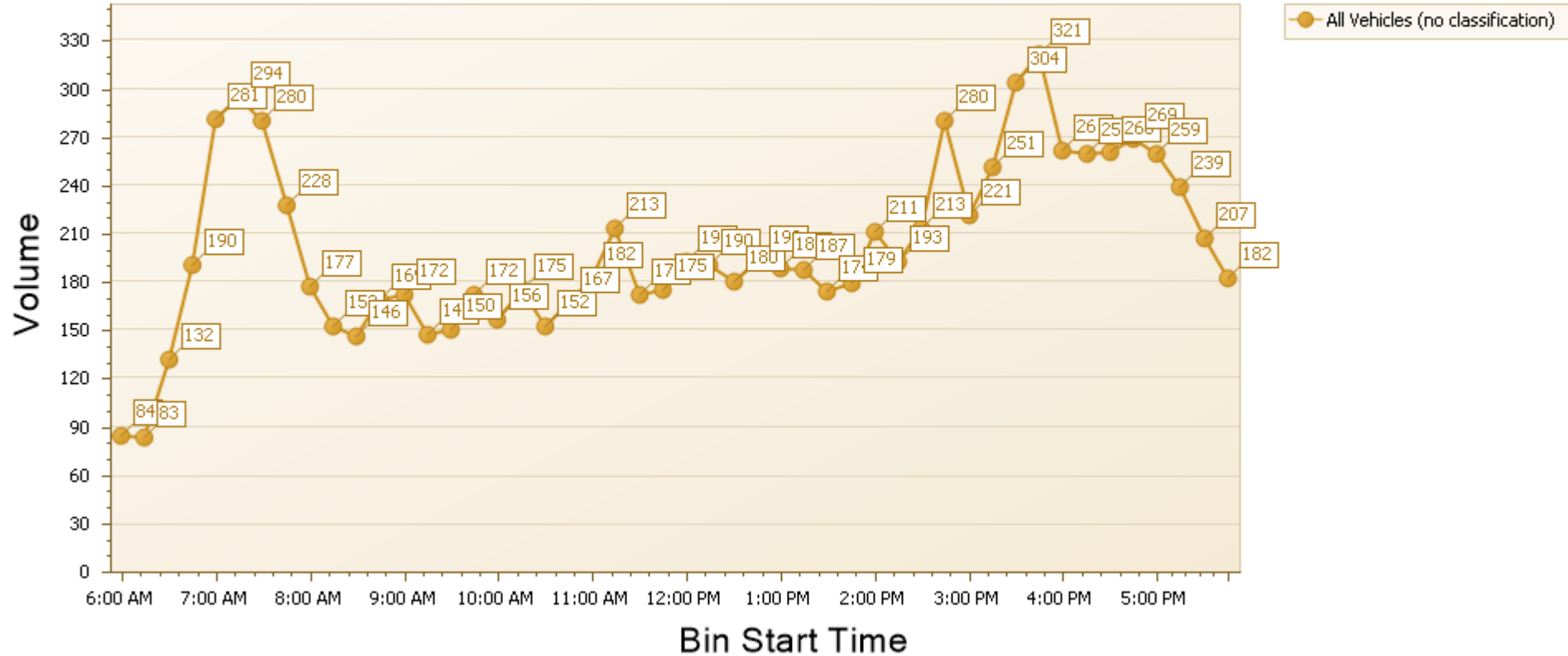
Video Example



Chart Example

CTH B and Main Street (22), Shawano (ID 316919)

Volume by Group





QUESTIONS/THANK YOU