



Menominee County, WI

ECWRPC



400 Ahnaip Street
Suite 100
Menasha, Wisconsin 54952

Contents

Report Parameters	1
Economy Overview	2
Unemployment by Demographics	4
Historic & Projected Trends	8
Population Characteristics	12
Inbound and Outbound Migration	14
Industry Characteristics	16
Business Characteristics	20
Workforce Characteristics	22
Educational Pipeline	28
In-Demand Skills	29

Report Parameters

1 County

55078	Menominee County, WI
-------	----------------------

Class of Worker

QCEW Employees, Non-QCEW Employees, and Self-Employed

The information in this report pertains to the chosen geographical area.

Economy Overview

4,610

Population (2020)

Population **grew by 101** over the last 5 years and is projected to **grow by 292** over the next 5 years.

2,295

Total Regional Employment

Jobs **decreased by 325** over the last 5 years and are projected to **decrease by 63** over the next 5 years.

\$40.9K

Median Household Income (2019)

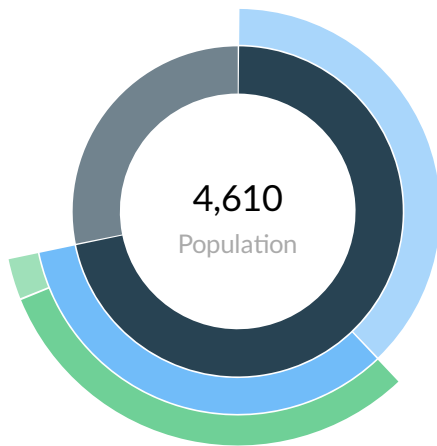
Median household income is **\$21.9K below** the national median household income of \$62.8K.

Takeaways

- As of 2020 the region's population **increased by 2.2%** since 2015, growing by 101. Population is expected to **increase by 6.3%** between 2020 and 2025, adding 292.
- From 2015 to 2020, jobs **declined by 12.4%** in Menominee County, WI from 2,620 to **2,295**. This change **fell short of the national growth rate of 1.3% by 13.7%**. As the number of jobs declined, the **labor force participation rate decreased from 49.1% to 47.3% between 2015 and 2020**.
- Concerning educational attainment, **10.4% of Menominee County, WI residents possess a Bachelor's Degree** (9.6% below the national average), and **10.1% hold an Associate's Degree** (1.5% above the national average).
- The top three industries in 2020 are Local Government, Excluding Education and Hospitals, Education and Hospitals (Local Government), and State Government, Excluding Education and Hospitals.

	Population (2020)	Labor Force (2020)	Jobs (2020)	Cost of Living	GRP	Imports	Exports
Region	4,610	1,563	2,295	92.9	\$170.05M	\$397.03M	\$453.57M
ECWRPC	671,917	352,927	335,574	98.9	\$35.16B	\$47.89B	\$47.87B
Wisconsin	5,848,151	3,038,273	3,074,986	100.0	\$331.57B	\$322.64B	\$342.03B

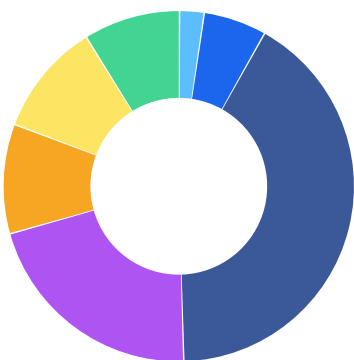
2020 Labor Force Breakdown



	Population
Total Working Age Population	3,306
Not in Labor Force (15+)	1,743
Labor Force	1,563
Employed	1,429
Unemployed	134
Under 15	1,304

Educational Attainment

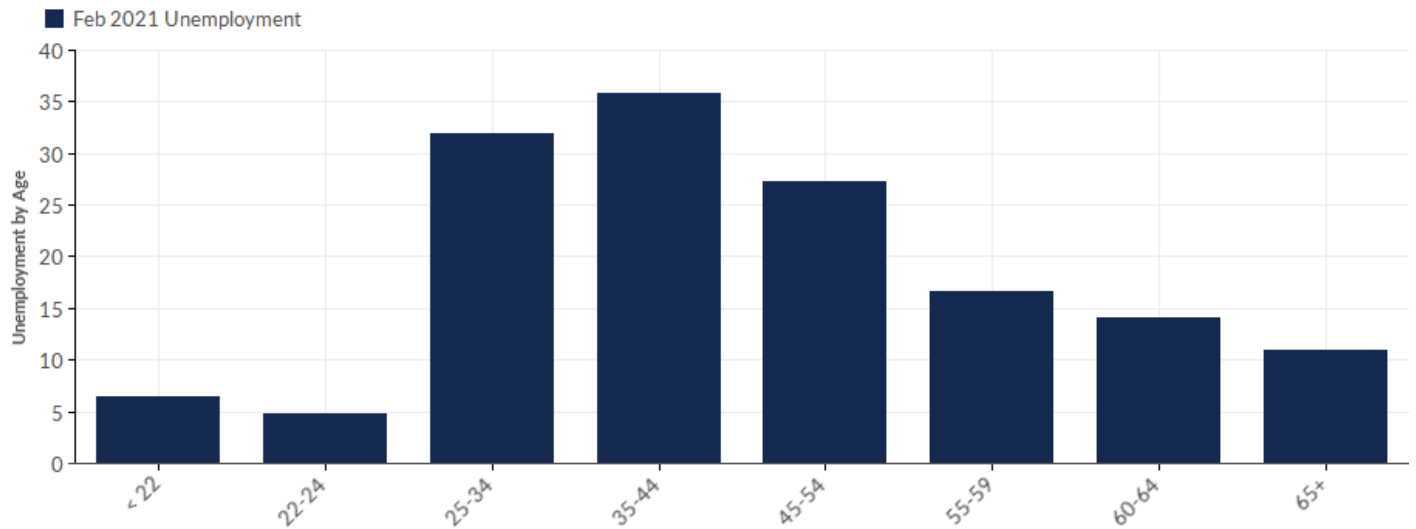
Concerning educational attainment, **10.4% of Menominee County, WI residents possess a Bachelor's Degree** (9.6% below the national average), and **10.1% hold an Associate's Degree** (1.5% above the national average).



	% of Population	Population
Less Than 9th Grade	2.3%	60
9th Grade to 12th Grade	5.8%	155
High School Diploma	41.4%	1,106
Some College	21.1%	563
Associate's Degree	10.1%	270
Bachelor's Degree	10.4%	279
Graduate Degree and Higher	8.9%	238

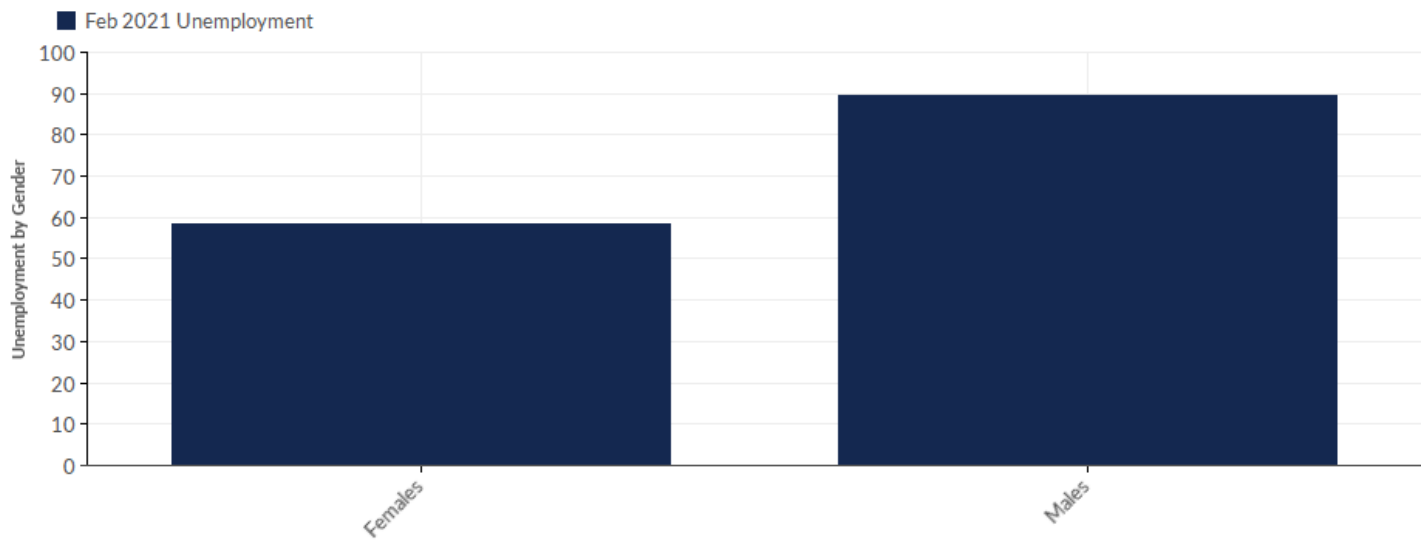
Unemployment by Demographics

Unemployment by Age



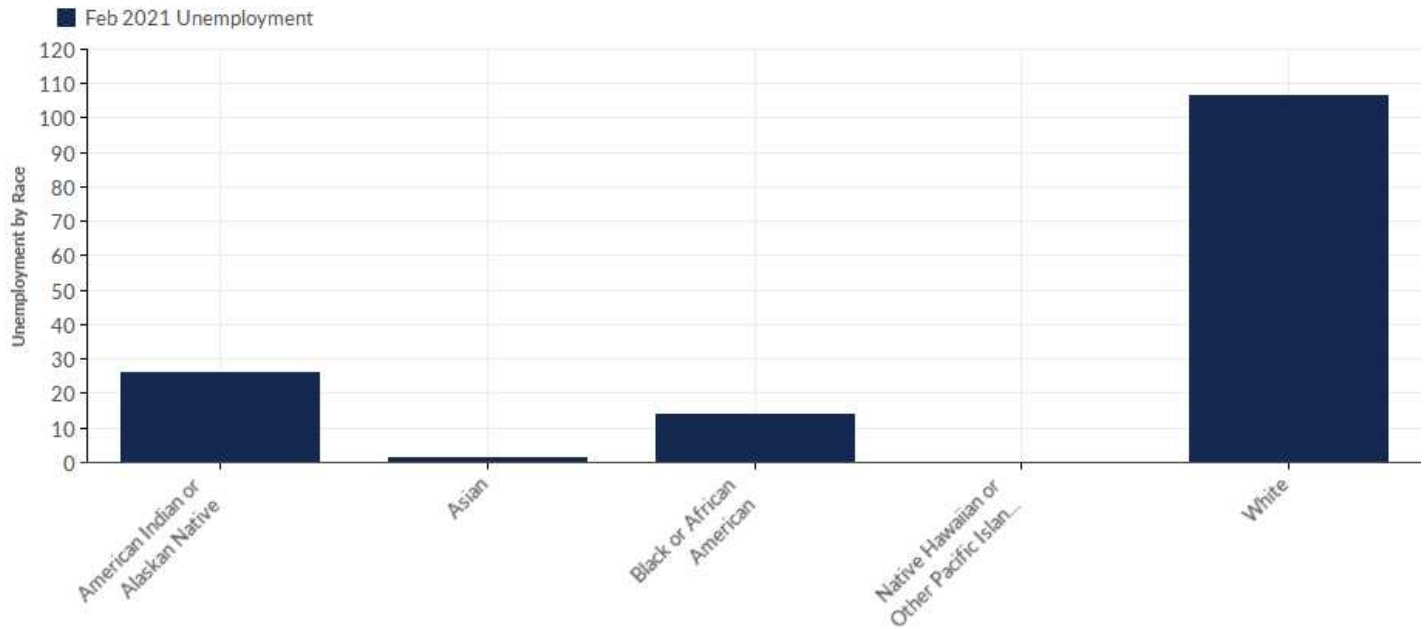
Age	Unemployment (Feb 2021)	% of Age Cohort
< 22	6	4.05%
22-24	5	3.38%
25-34	32	21.62%
35-44	36	24.32%
45-54	27	18.24%
55-59	17	11.49%
60-64	14	9.46%
65+	11	7.43%
Total	148	100.00%

Unemployment by Gender



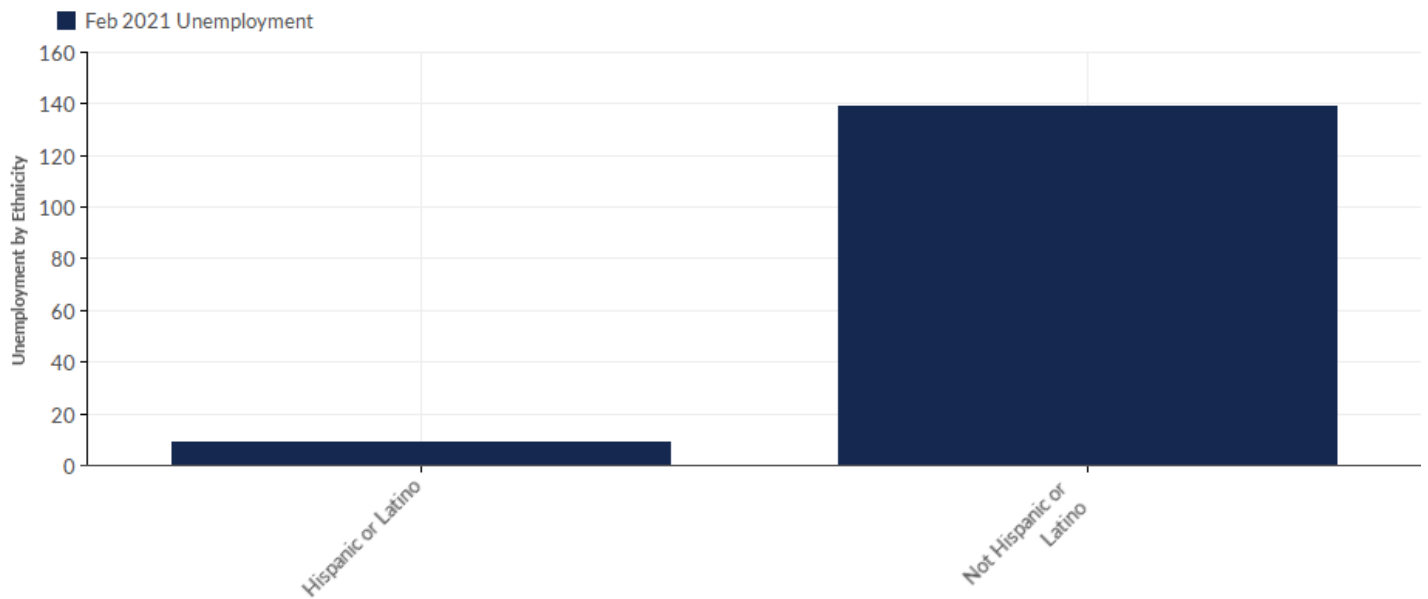
Gender	Unemployment (Feb 2021)	% of Age Cohort
Females	58	39.19%
Males	90	60.81%
Total	148	100.00%

Unemployment by Race



Race	Unemployment (Feb 2021)	% of Age Cohort
American Indian or Alaskan Native	26	17.57%
Asian	1	0.68%
Black or African American	14	9.46%
Native Hawaiian or Other Pacific Islander	0	0.00%
White	107	72.30%
Total	148	100.00%

Unemployment by Ethnicity

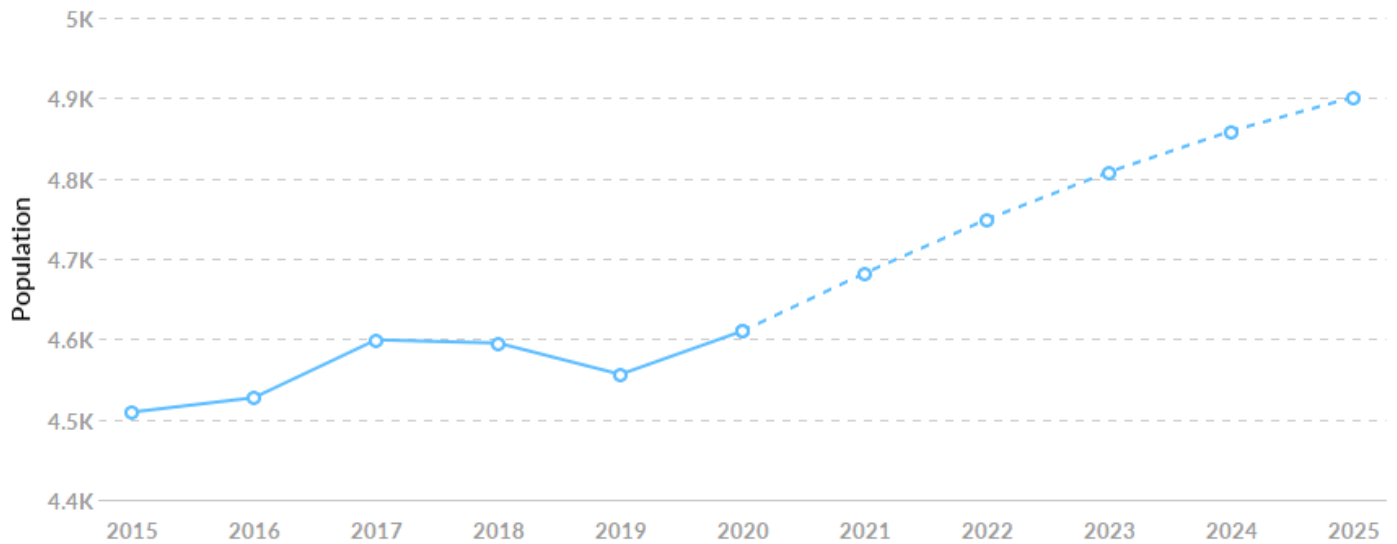


Ethnicity	Unemployment (Feb 2021)	% of Age Cohort
Hispanic or Latino	9	6.08%
Not Hispanic or Latino	139	93.92%
Total	148	100.00%

Historic & Projected Trends

Population Trends

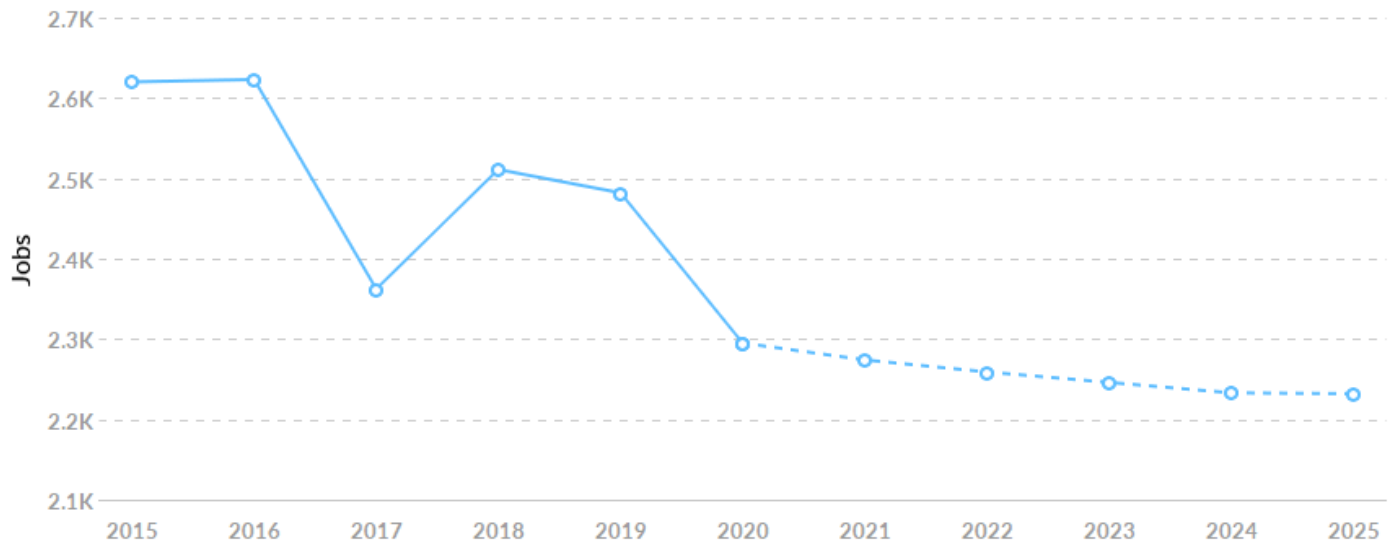
As of 2020 the region's population **increased by 2.2%** since 2015, growing by 101. Population is expected to **increase by 6.3%** between 2020 and 2025, adding 292.



Timeframe	Population
2015	4,509
2016	4,527
2017	4,599
2018	4,595
2019	4,556
2020	4,610
2021	4,682
2022	4,749
2023	4,808
2024	4,859
2025	4,901

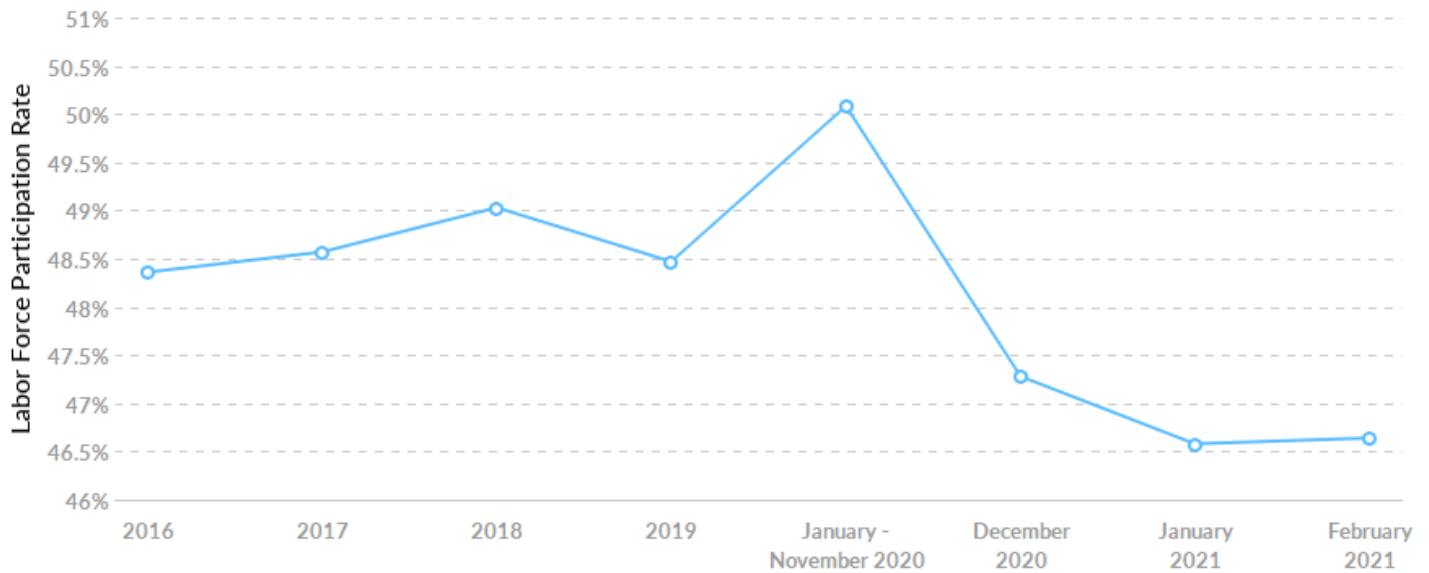
Job Trends

From 2015 to 2020, jobs **declined by 12.4%** in Menominee County, WI from 2,620 to **2,295**. This change **fell short of the national growth rate of 1.3% by 13.7%**.



Timeframe	Jobs
2015	2,620
2016	2,623
2017	2,362
2018	2,511
2019	2,482
2020	2,295
2021	2,274
2022	2,259
2023	2,246
2024	2,233
2025	2,232

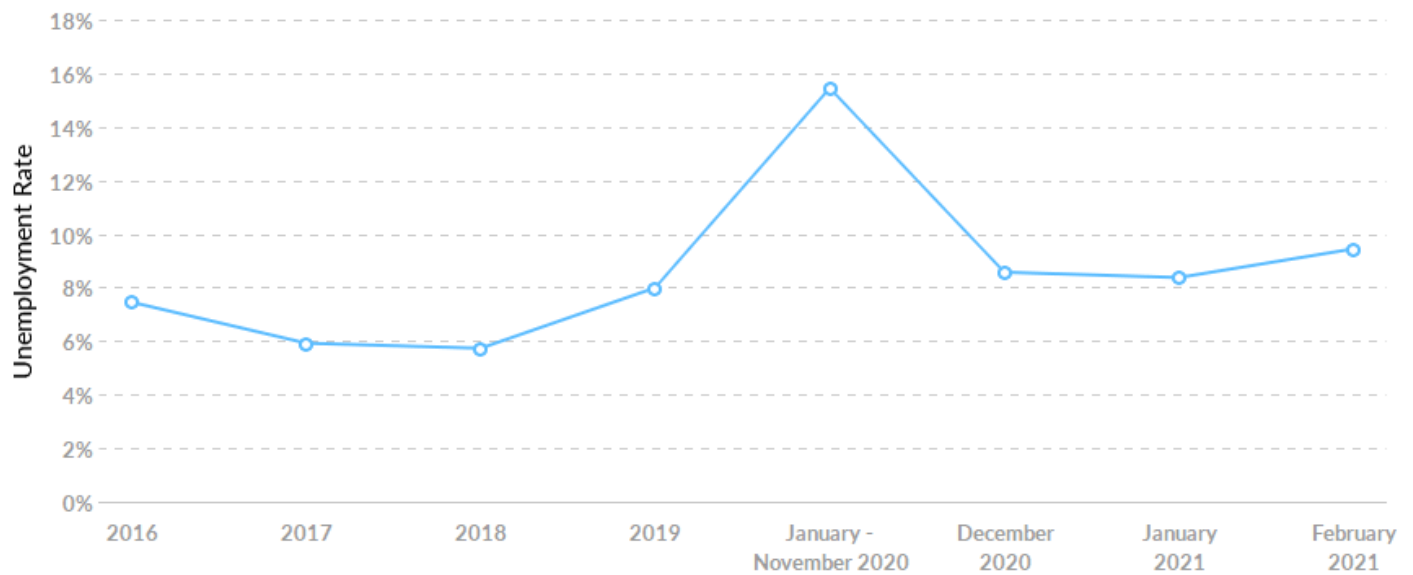
Labor Force Participation Rate Trends



Timeframe	Labor Force Participation Rate
2016	48.36%
2017	48.57%
2018	49.03%
2019	48.47%
January - November 2020	50.08%
December 2020	47.28%
January 2021	46.58%
February 2021	46.64%

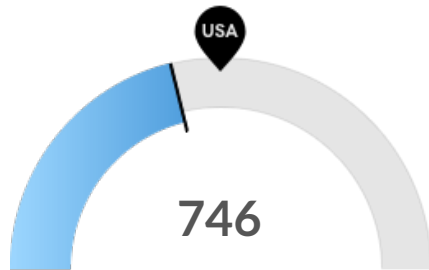
Unemployment Rate Trends

Menominee County, WI had a February 2021 unemployment rate of 9.44%, **increasing from 7.45%** 5 years before.



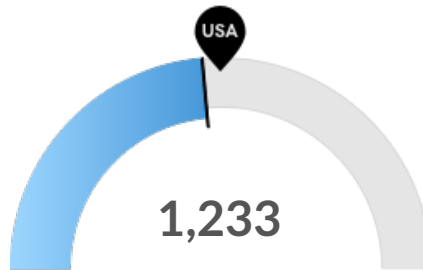
Timeframe	Unemployment Rate
2016	7.45%
2017	5.92%
2018	5.73%
2019	7.99%
January - November 2020	15.44%
December 2020	8.57%
January 2021	8.37%
February 2021	9.44%

Population Characteristics



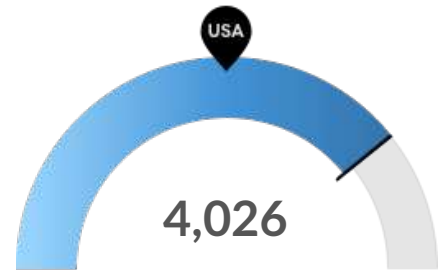
Millennials

Menominee County, WI has 746 millennials (ages 25-39). The national average for an area this size is 939.



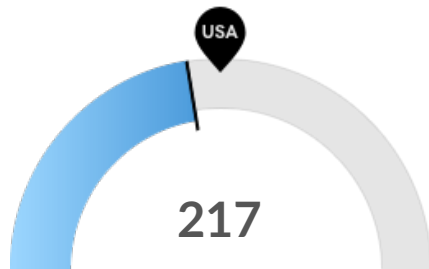
Retiring Soon

Retirement risk is about average in Menominee County, WI. The national average for an area this size is 1,340 people 55 or older, while there are 1,233 here.



Racial Diversity

Racial diversity is high in Menominee County, WI. The national average for an area this size is 1,817 racially diverse people, while there are 4,026 here.



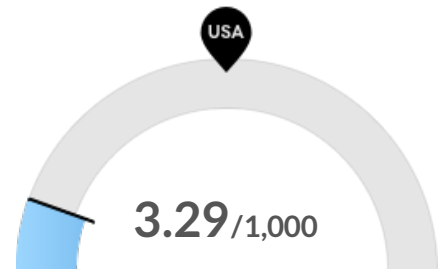
Veterans

Menominee County, WI has 217 veterans. The national average for an area this size is 253.



Violent Crime

No crime information is available in Menominee County, WI.



Property Crime

Menominee County, WI has 3.29 property crimes per 1,000 people. The national rate is 19.79 per 1,000 people.

Place of Work vs Place of Residence

Understanding where talent in Menominee County, WI currently works compared to where talent lives can help you optimize site decisions.



Where Talent Works

ZIP	Name	2020 Employment
54135	Keshena, WI (in Menom...	1,852
54150	Neopit, WI (in Menomin...	442

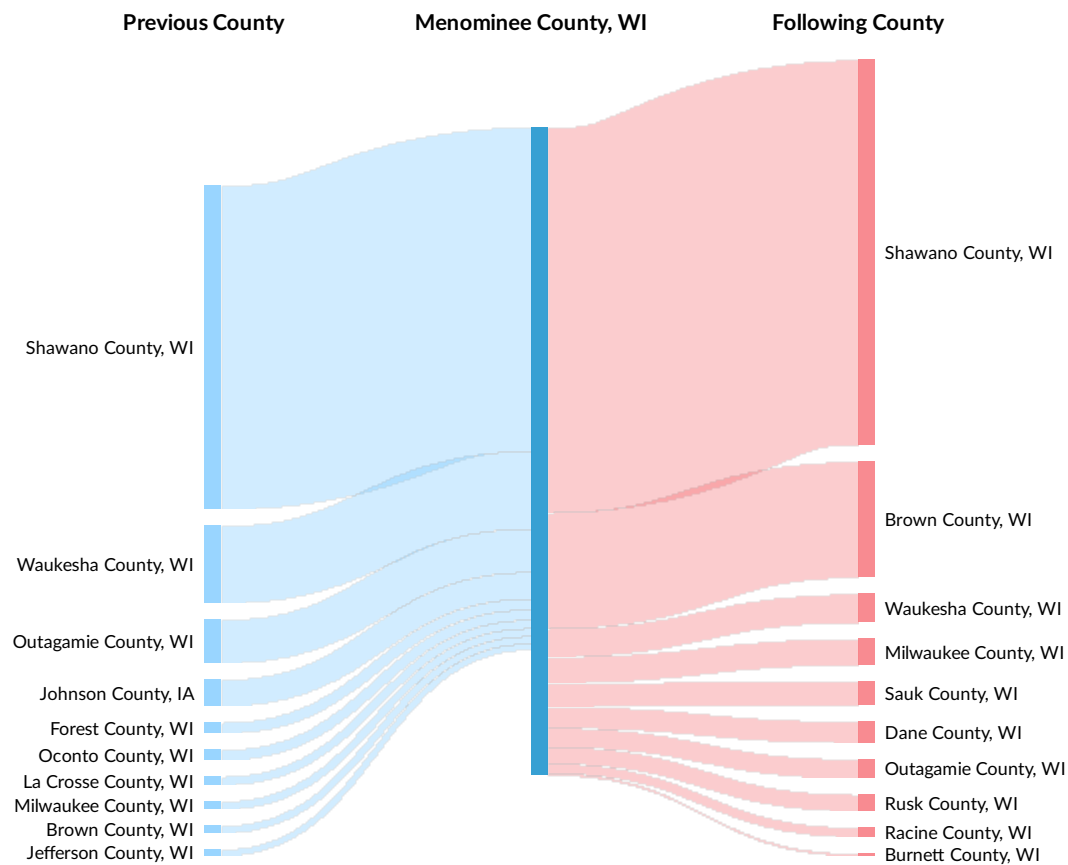
Where Talent Lives

ZIP	Name	2020 Workers
54135	Keshena, WI (in Menom...	1,233
54150	Neopit, WI (in Menomin...	198

Inbound and Outbound Migration

The table below analyzes past and current residents of Menominee County, WI. The left column shows residents of other counties migrating to Menominee County, WI. The right column shows residents migrating from Menominee County, WI to other counties.

As of 2018, 100 people have migrated from Shawano County, WI to Menominee County, WI. In the same year, 119 people left Menominee County, WI migrating to Shawano County, WI. The total Net Migration for Menominee County, WI in 2018 was -35.

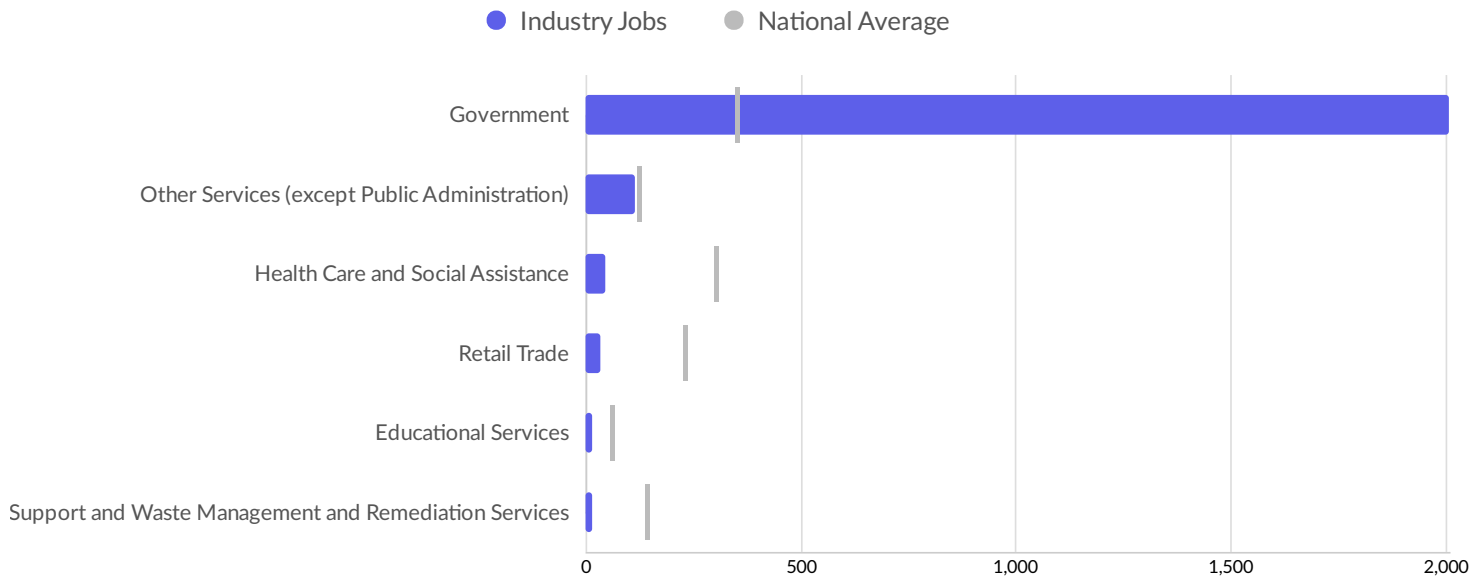


Top Previous Counties	Migrations
Shawano County, WI	100
Waukesha County, WI	24
Outagamie County, WI	13
Johnson County, IA	8
Forest County, WI	3
Oconto County, WI	3

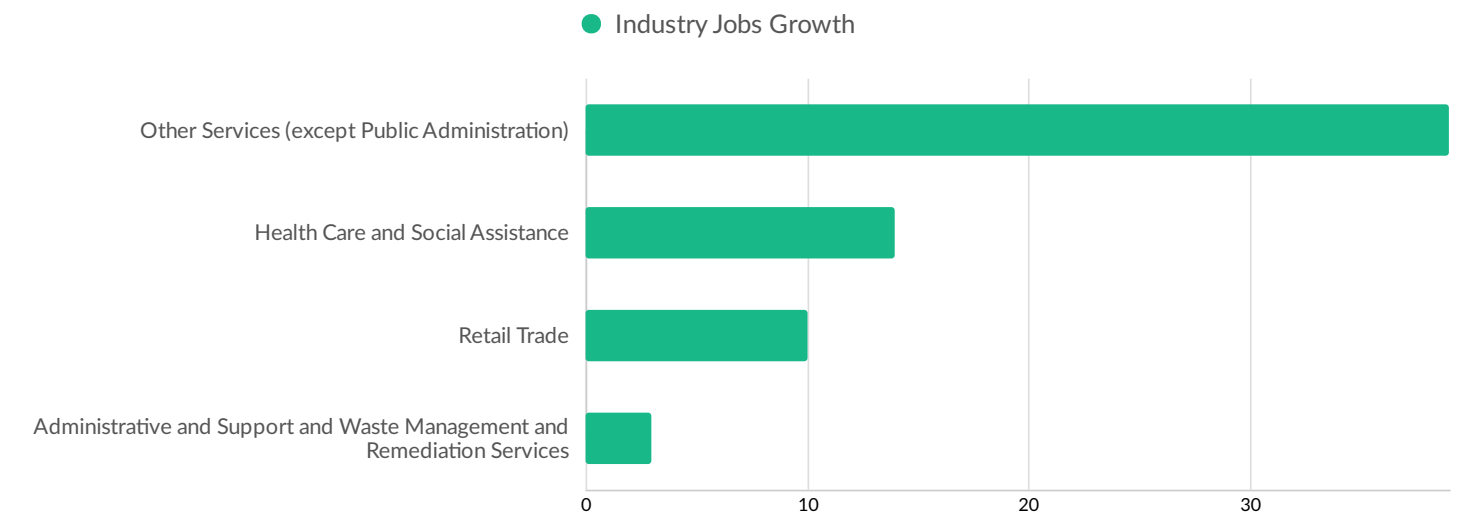
Top Previous Counties	Migrations
La Crosse County, WI	3
Milwaukee County, WI	2
Brown County, WI	2
Jefferson County, WI	2
Monroe County, WI	1
Pierce County, WI	1
Dunn County, WI	1
Anderson County, KY	0
Schuyler County, IL	0
Mecklenburg County, VA	0
Top Following Counties	Migrations
Shawano County, WI	119
Brown County, WI	36
Waukesha County, WI	9
Milwaukee County, WI	8
Sauk County, WI	7
Dane County, WI	7
Outagamie County, WI	6
Rusk County, WI	5
Racine County, WI	3
Burnett County, WI	1

Industry Characteristics

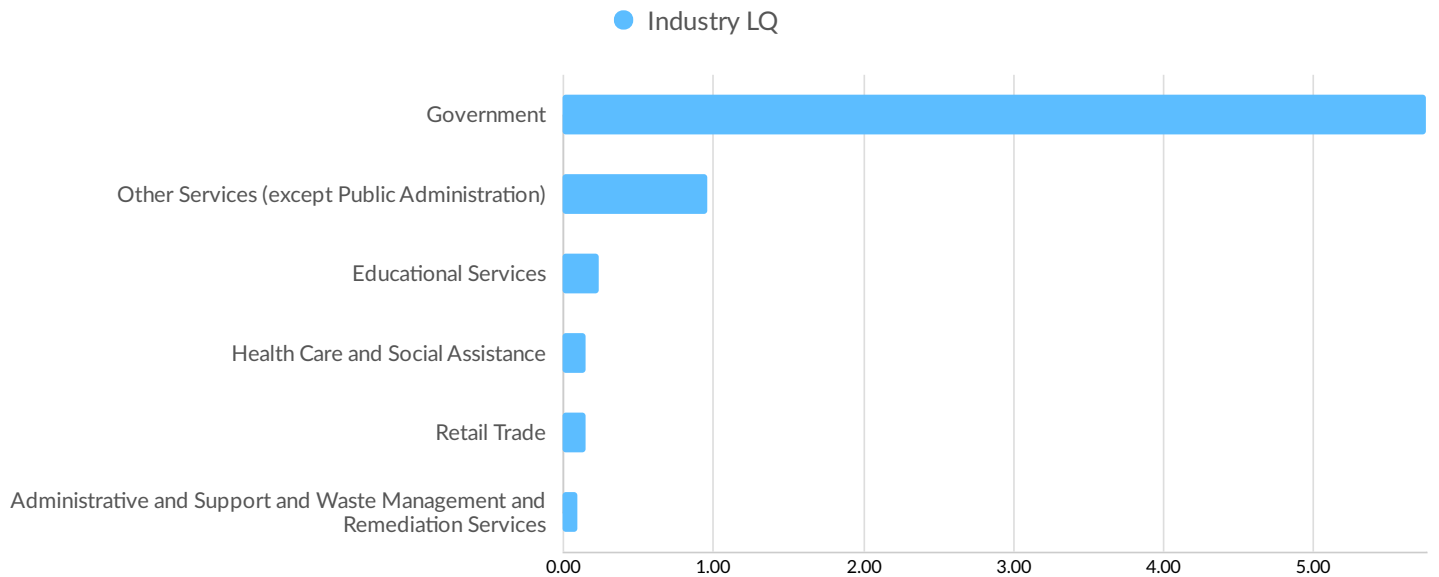
Largest Industries



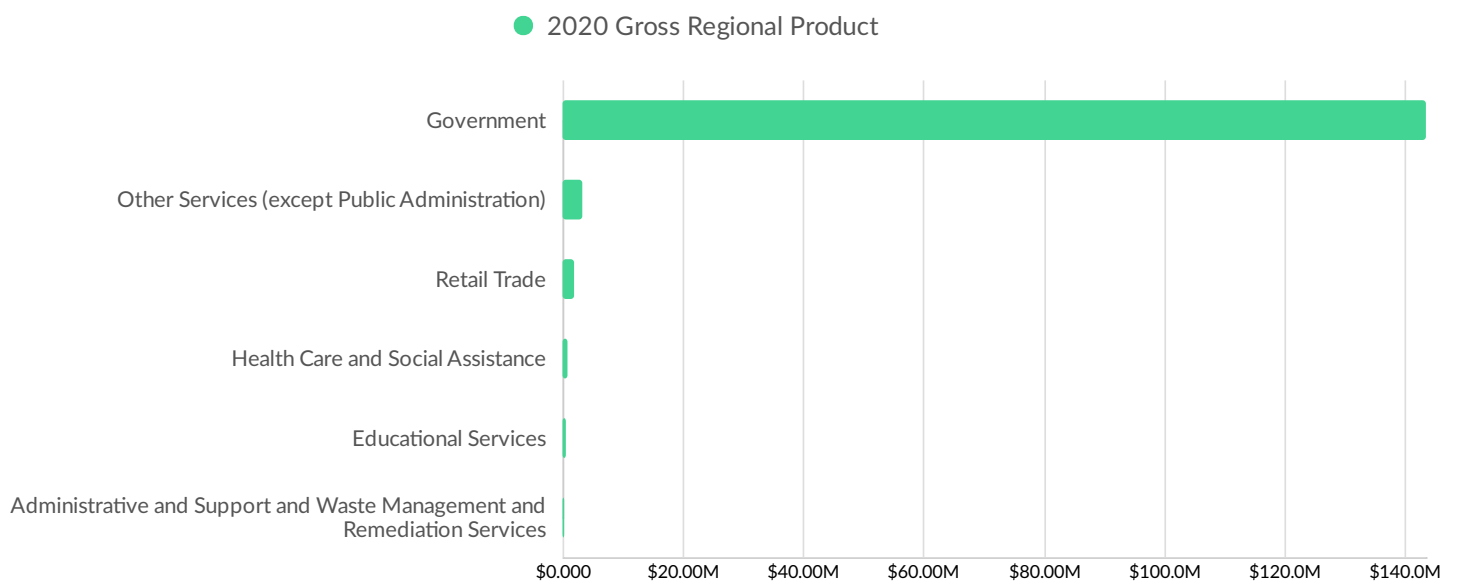
Top Growing Industries



Top Industry LQ



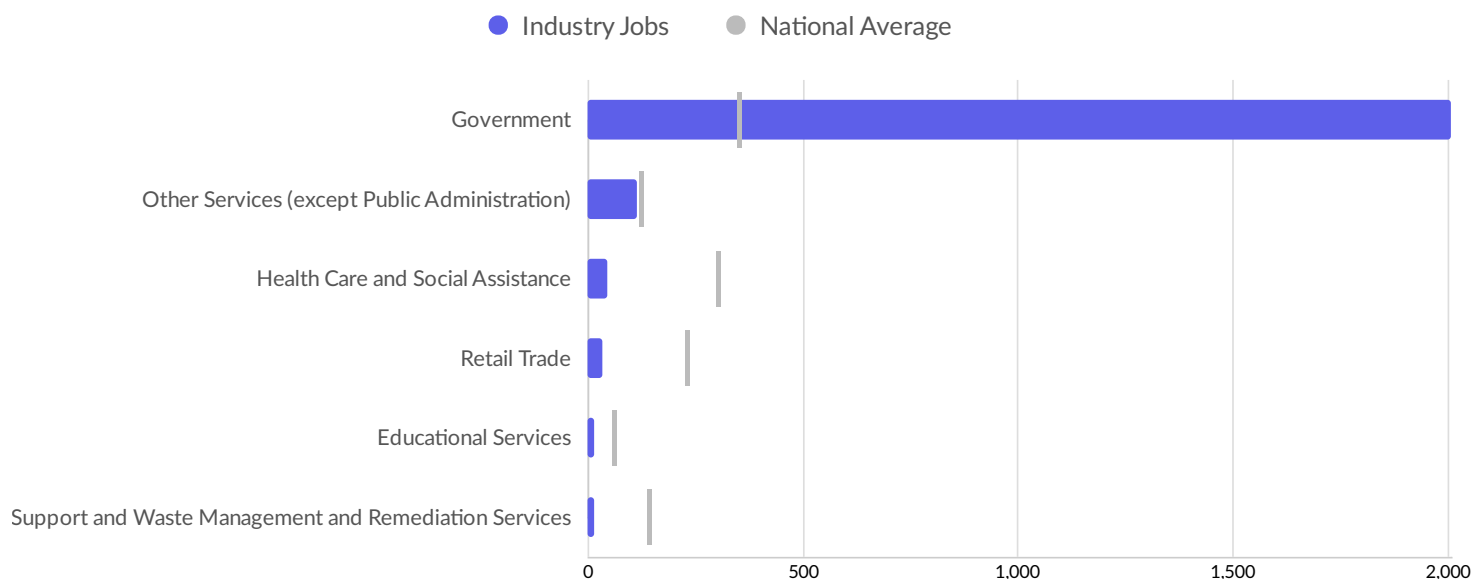
Top Industry GRP



Top Industry Earnings



Largest Industries



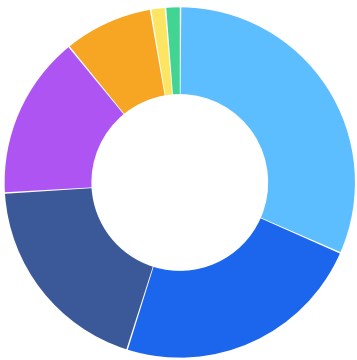
Business Characteristics

140 Companies Employ Your Workers

Online profiles for your workers mention 140 companies as employers, with the top 10 appearing below. In the last 12 months, 89 companies in Menominee County, WI posted job postings, with the top 10 appearing below.

Top Companies	Profiles	Top Companies Posting	Unique Postings
Menominee Indian Tribe of Wis...	53 <div></div>	Lhc Group, Inc.	46 <div></div>
College of Menominee Nations	44 <div></div>	Choctaw Casino & Resort	32 <div></div>
Menominee Indian School Distri...	31 <div></div>	C.R. England, Inc.	29 <div></div>
Menominee Tribal Enterprises	28 <div></div>	U.S. Xpress, Inc.	15 <div></div>
Choctaw Casino & Resort	27 <div></div>	Marten Transport, Ltd.	13 <div></div>
County of Menominee	9 <div></div>	Uber Technologies, Inc.	13 <div></div>
Menominee Tribal School	6 <div></div>	Indian Health Service	11 <div></div>
M T E Corporation	3 <div></div>	Holiday Companies	10 <div></div>
Massachusetts Institute of Tech...	3 <div></div>	Dollar Tree, Inc.	8 <div></div>
Northstar Moving Corporation	3 <div></div>	Family Dollar Stores, Inc.	8 <div></div>

Business Size

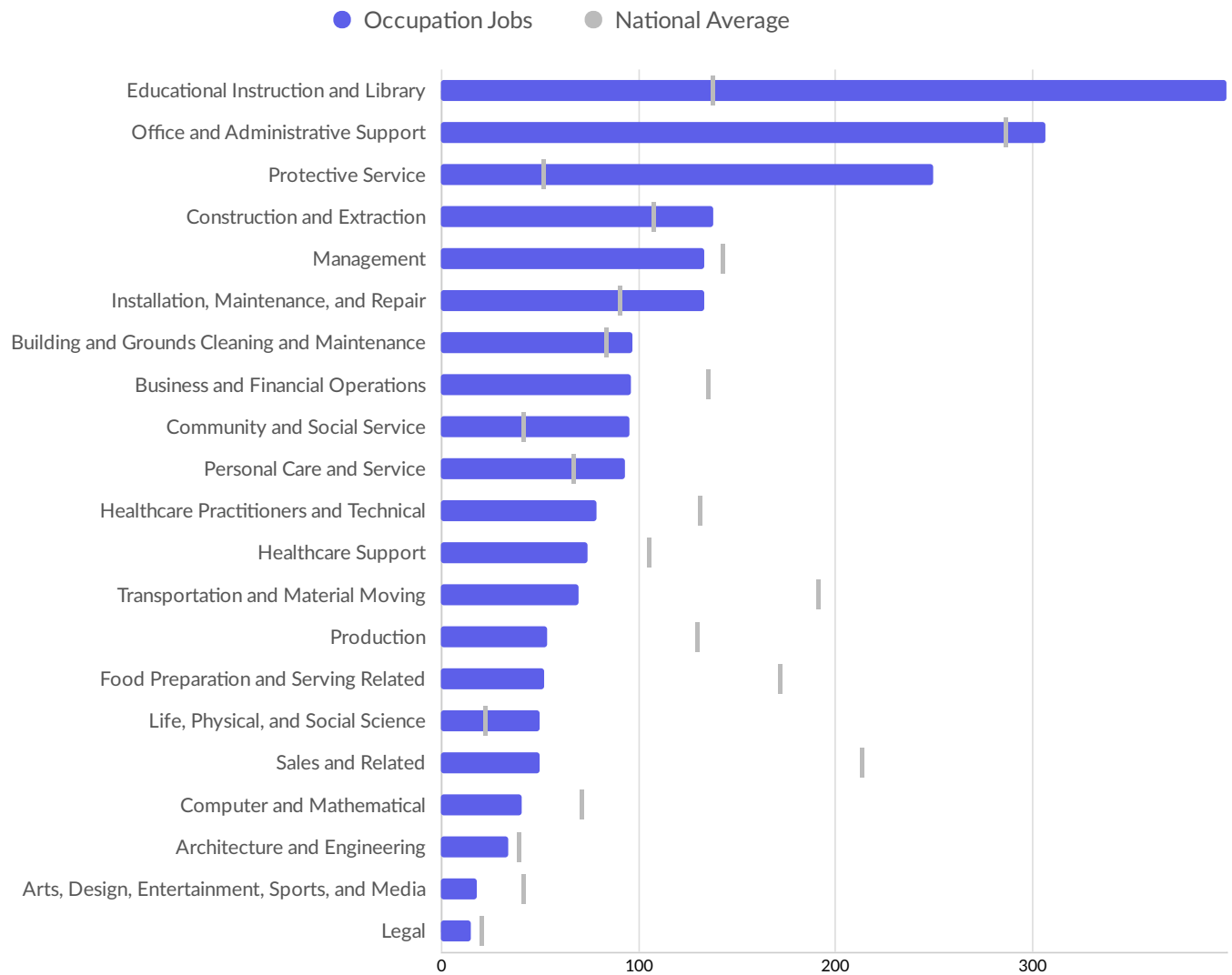


	Percentage	Business Count
1 to 4 employees	31.5%	23
5 to 9 employees	23.3%	17
10 to 19 employees	19.2%	14
20 to 49 employees	15.1%	11
50 to 99 employees	8.2%	6
100 to 249 employees	1.4%	1
500+ employees	1.4%	1

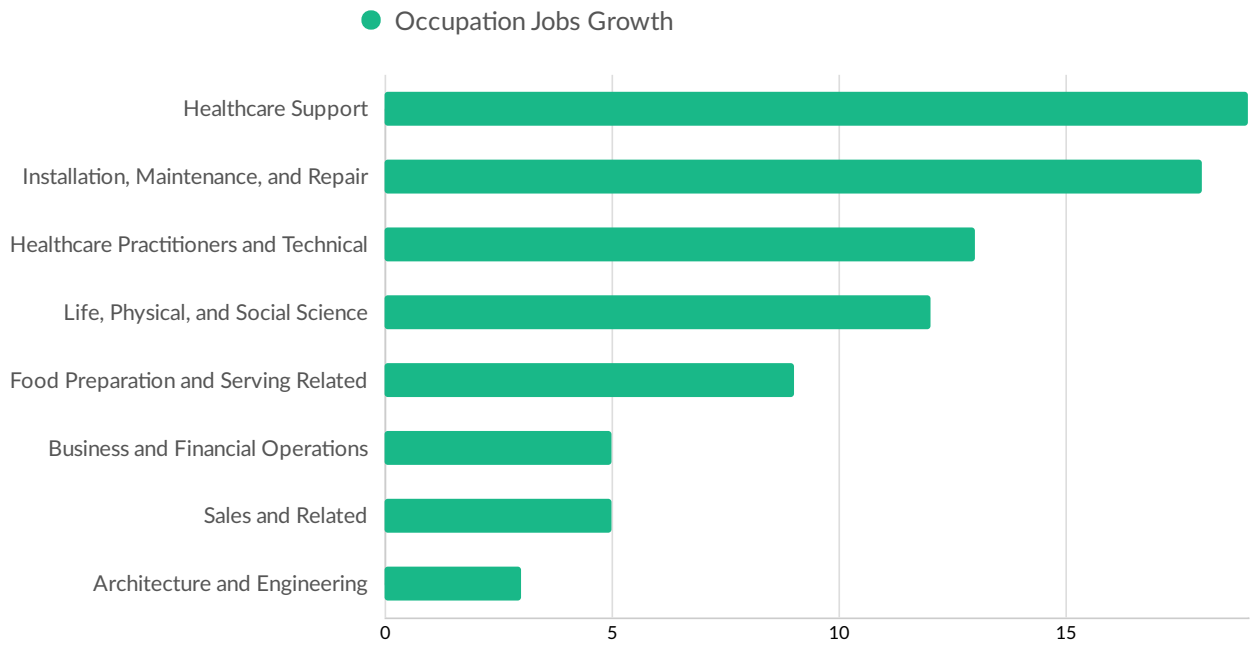
**Business Data by DatabaseUSA.com is third-party data provided by Emsi to its customers as a convenience, and Emsi does not endorse or warrant its accuracy or consistency with other published Emsi data. In most cases, the Business Count will not match total companies with profiles on the summary tab.*

Workforce Characteristics

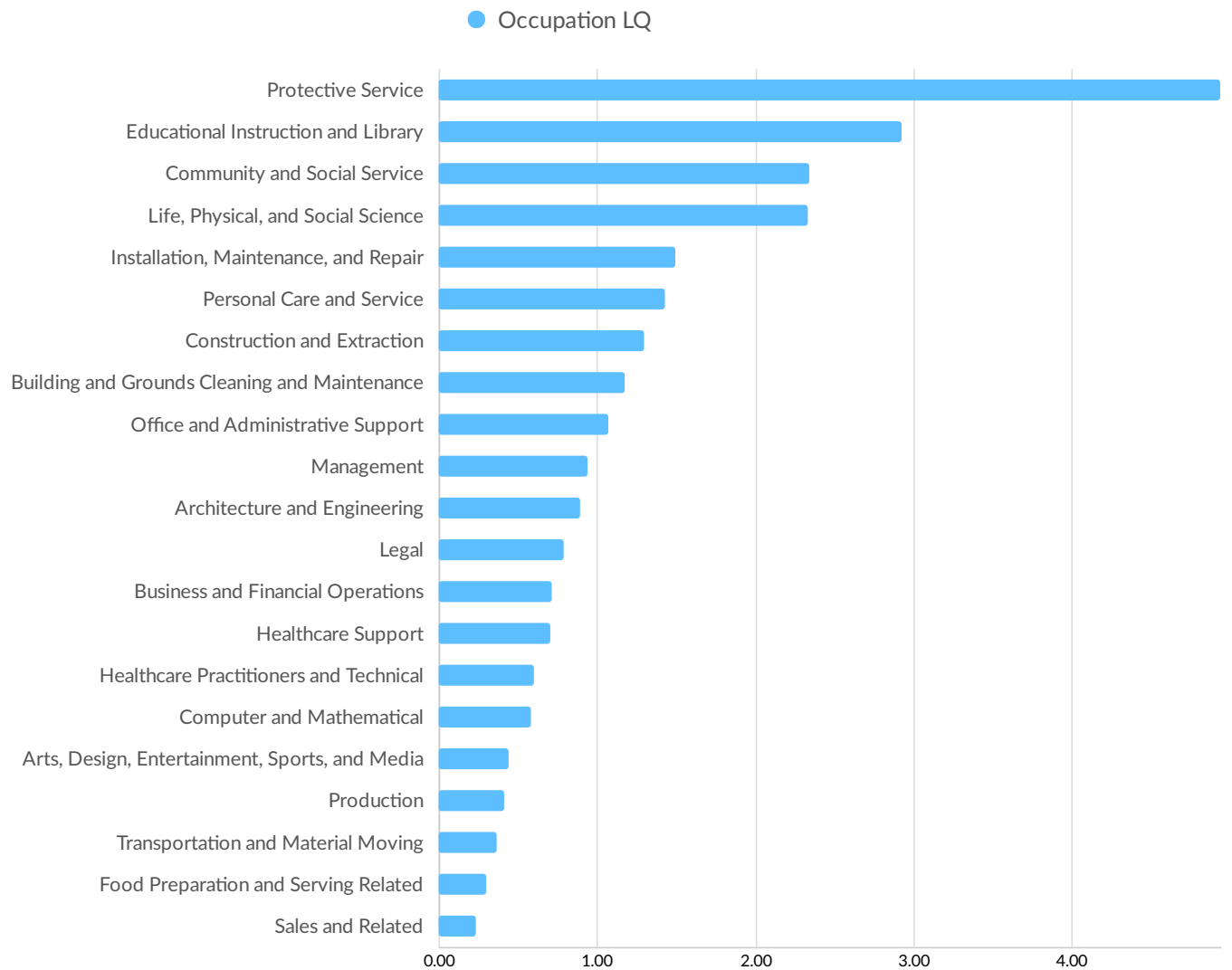
Largest Occupations



Top Growing Occupations



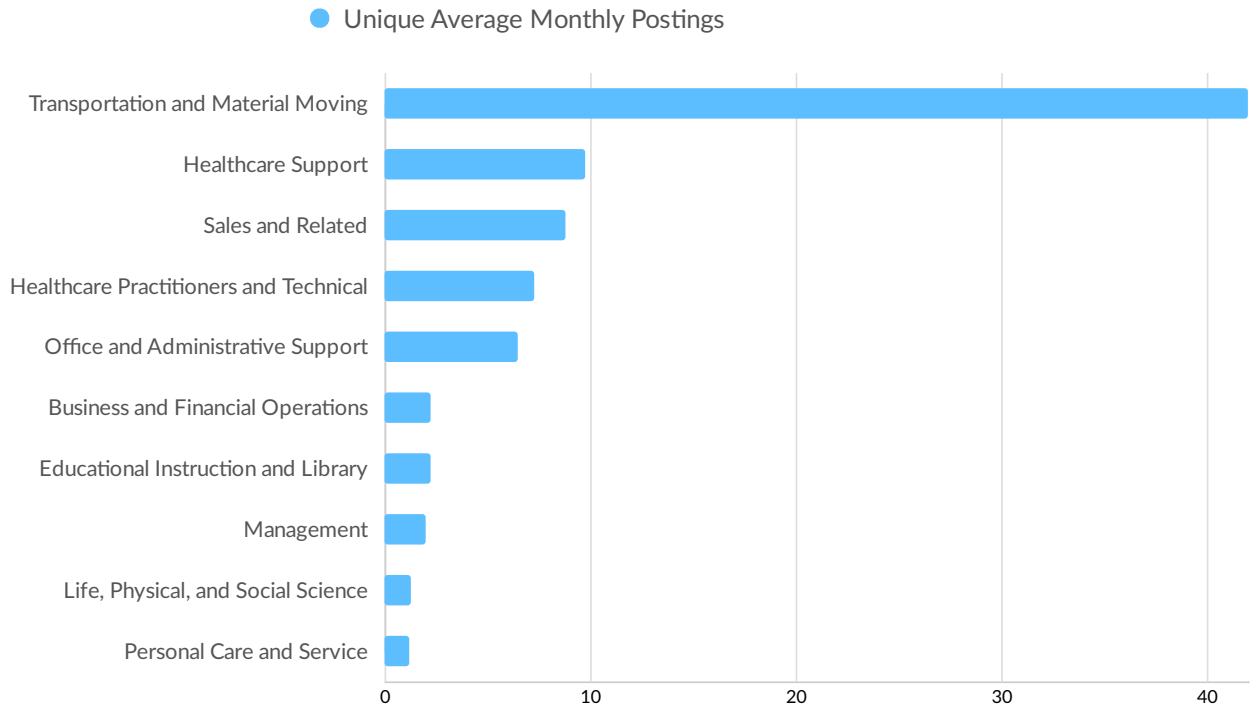
Top Occupation LQ



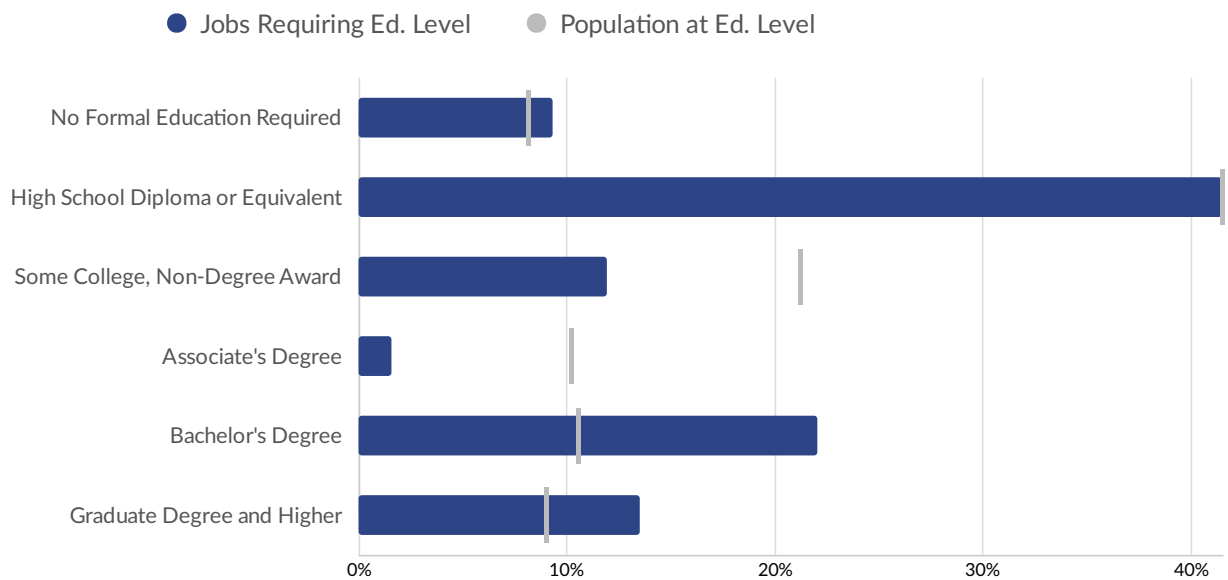
Top Occupation Earnings



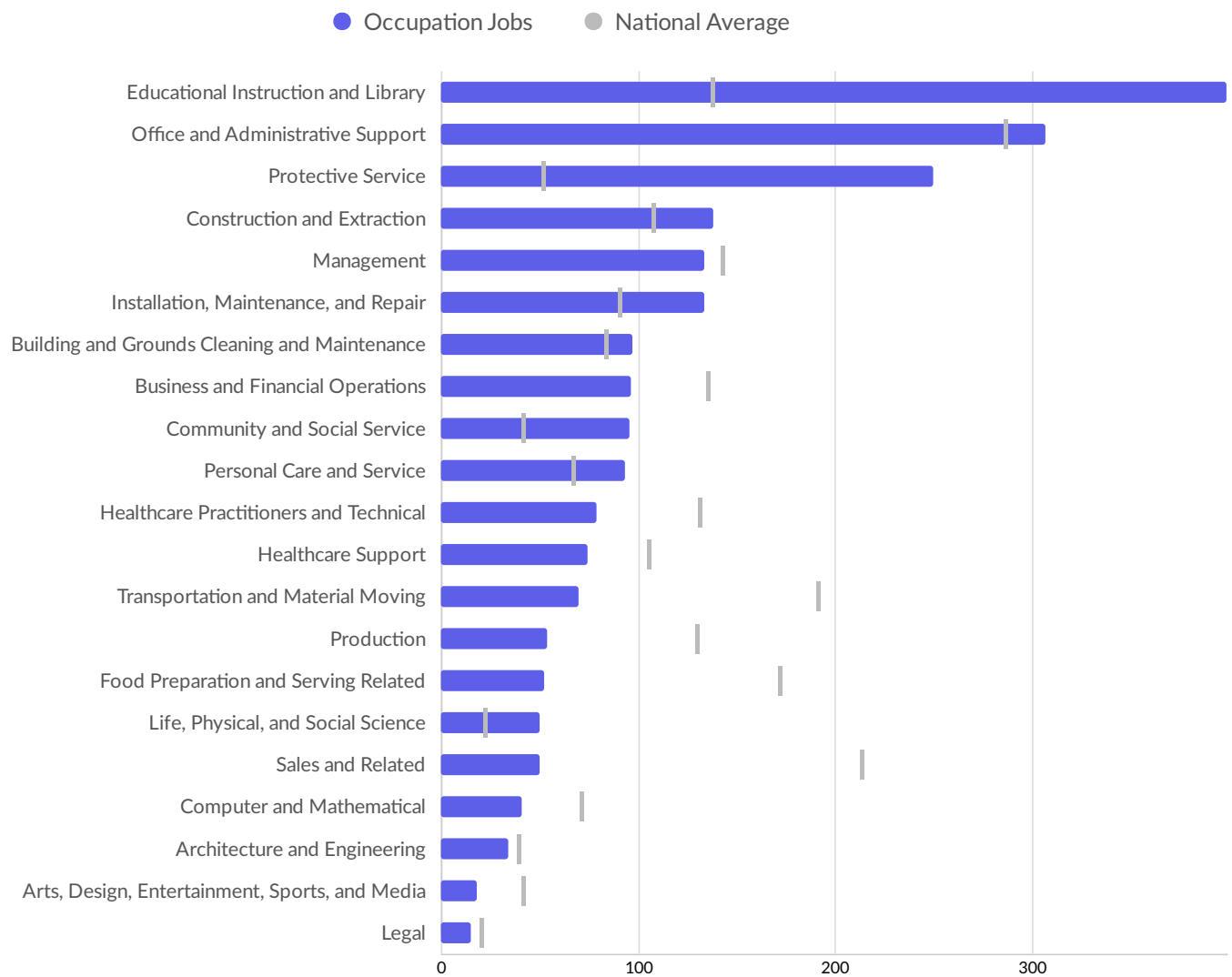
Top Posted Occupations



Underemployment





Largest Occupations



Educational Pipeline

In 2019, there were 45 graduates in Menominee County, WI. This pipeline has shrunk by 57% over the last 5 years. The highest share of these graduates come from Licensed Practical/Vocational Nurse Training, Liberal Arts and Sciences/Liberal Studies, and Registered Nursing/Registered Nurse.

School	Total Graduates (2019)	Graduate Trend (2015 - 2019)
College of Menominee Nation	45	
East-West University	0	

● Certificate
 ● Associate's
 ● Bachelor's
 ● Master's or Higher

In-Demand Skills

