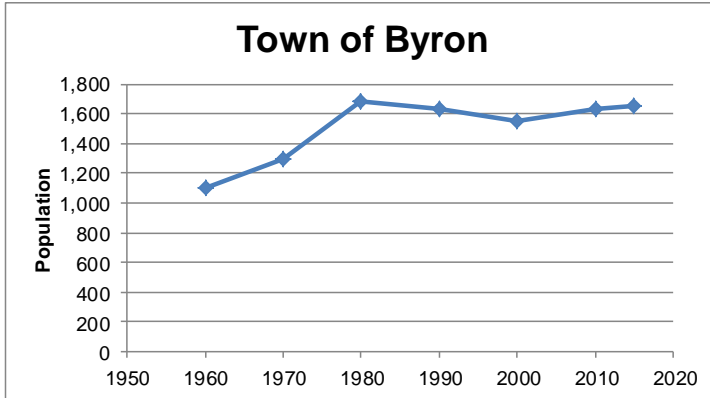


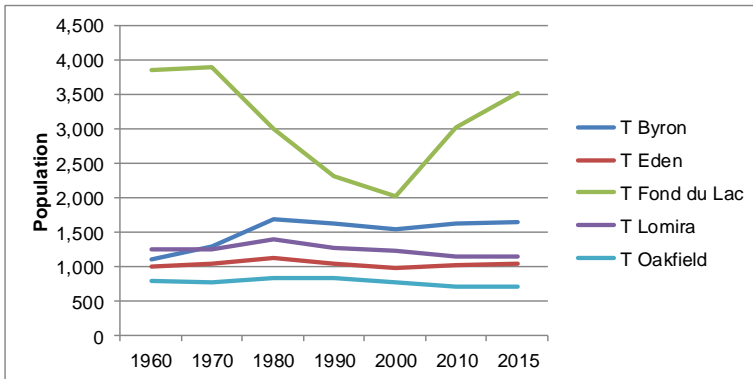
# DEMOGRAPHIC HIGHLIGHTS TOWN OF BYRON

## Historic Population Trends



1960	1970	1980	1990	2000	2010	2015
1,102	1,300	1,681	1,634	1,550	1,634	1,652

Source: U.S. Census 1960 – 2010, WDOA 2015 Estimate



## Historic Population Trends

- Population of Town grew by over 52% between 1960 and 1980, far outpacing surrounding communities & Fond du Lac County
- Between 1980 and 2000, the population of the Town decreased by 8%. With the exception of the T Fond du Lac (-32%), the other towns saw similar decreases. However Fond du Lac County increased by 9%.
- Between 2000 and 2010, the population of the Town grew by about 5%; this was slightly more than the other jurisdictions.
- WDOA estimates that between 2000 and 2015, the population of Town increased by about 1%, or about the same as the County.

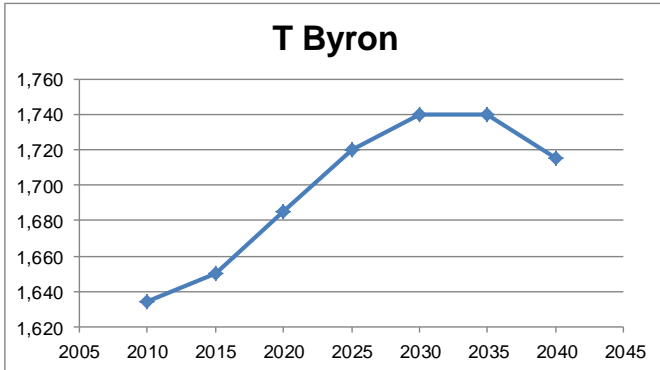
Municipality	1960	1970	1980	1990	2000	2010	2015
T Byron	1,102	1,300	1,681	1,634	1,550	1,634	1,652
T Eden	990	1,041	1,130	1,037	979	1,028	1,038
T Fond du Lac	3,851	3,896	3,001	2,310	2,027	3,015	3,516
T Lomira	1,242	1,247	1,391	1,280	1,228	1,137	1,153
T Oakfield	786	765	833	822	767	703	711
Fond du Lac County	75,085	84,567	88,964	90,083	97,296	101,633	103,124

Source: U.S. Census 1960 – 2010, WDOA 2015 Estimate

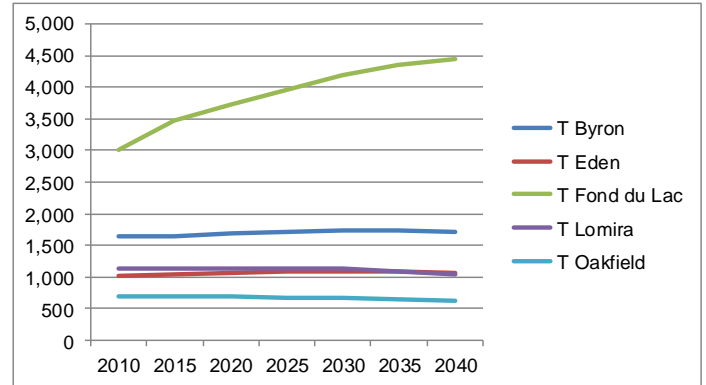
Municipality	1960 - 70	1970 - 80	1980 - 90	1990-2000	2000 - 10	2010 - 15
Town of Byron	18.0%	29.3%	-2.8%	-5.1%	5.4%	1.1%
Town of Eden	5.2%	8.5%	-8.2%	-5.6%	5.0%	1.0%
Town of Fond du Lac	1.2%	-23.0%	-23.0%	-12.3%	48.7%	16.6%
Town of Lomira, Dodge	0.4%	11.5%	-8.0%	-4.1%	-7.4%	1.4%
Town of Oakfield	-2.7%	8.9%	-1.3%	-6.7%	-8.3%	1.1%
Fond du Lac County	12.6%	5.2%	1.3%	8.0%	4.5%	1.5%

Source: U.S. Census 1960 – 2010, WDOA 2015 Estimate

## Future Population Projections



Source: WDOA, vintage 2013



Source: WDOA, vintage 2013

Municipality	2010	2015	2020	2025	2030	2035	2040	% Change 2010-2040
T Byron	1,634	1,650	1,685	1,720	1,740	1,740	1,715	5.0%
T Eden	1,028	1,035	1,060	1,080	1,090	1,090	1,075	4.6%
T Fond du Lac	3,015	3,475	3,720	3,965	4,185	4,345	4,455	47.8%
T Lomira	1,137	1,125	1,130	1,130	1,125	1,090	1,045	-8.1%
T Oakfield	703	700	690	680	665	645	615	-12.5%
Fond du Lac County	101,633	102,885	105,755	108,485	110,590	111,040	110,250	8.5%

Source: WDOA, vintage 2013

## Historic and future household and persons/household

Year	Town of Byron		Fond du Lac County		Wisconsin	
	No. HH	Person/HH	No. HH	Person/HH	No. HH	Person/HH
2010	621	2.63	40,697	2.41	2,279,768	2.43
2015	645	2.56	42,423	2.34	2,371,815	2.38
2020	669	2.52	44,308	2.31	2,491,982	2.35
2025	692	2.49	46,020	2.28	2,600,538	2.32
2030	709	2.45	47,419	2.25	2,697,884	2.30
2035	718	2.42	48,079	2.22	2,764,498	2.28
2040	714	2.40	48,076	2.20	2,790,322	2.26
Percent Change						
2010 to 2015	3.9%	-2.7%	4.2%	-2.9%	4.0%	-2.2%
2015 to 2020	3.7%	-1.6%	4.4%	-1.3%	5.1%	-1.2%
2020 to 2025	3.4%	-1.2%	3.9%	-1.3%	4.4%	-1.0%
2025 to 2030	2.5%	-1.6%	3.0%	-1.3%	3.7%	-1.0%
2030 to 2035	1.3%	-1.2%	1.4%	-1.3%	2.5%	-1.0%
2035 to 2040	-0.6%	-0.8%	0.0%	-0.9%	0.9%	-0.8%

Source: WDOA, Wisconsin Demographic Services Center, Vintage 2013 Population Projections